

6820PL (∅172 x 50^L)



EMINEBEA.COM

General Specifications

Motor Protection:

Auto Restart/Polarity Protection

Insulation Resistance: 10M Ω or over with a DC500V Megger

Dielectric Withstand Voltage: AC 700V 1s

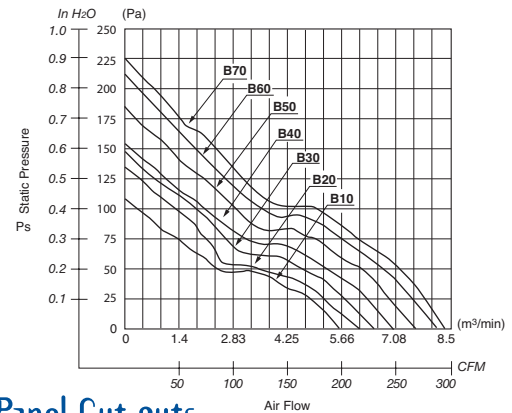
Allowable Ambient Temperature Range:

-10°C ~ +70°C (Operating)

-40°C ~ +70°C (Storage)

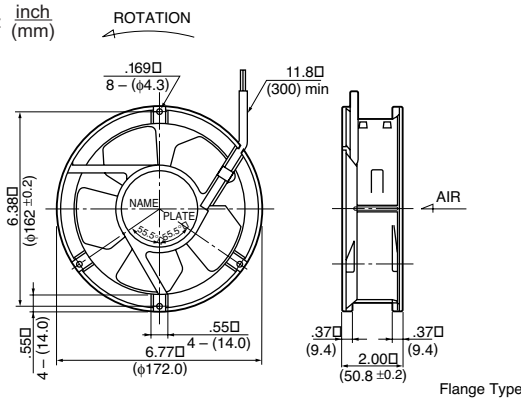
(non-condensing environment)

Characteristic Curves

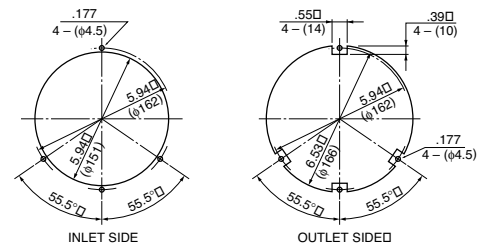


Outline

Units: $\frac{\text{inch}}{\text{mm}}$



Panel Cut-outs



Material

Casing : Aluminum (Black)

Impeller : Plastic (Black) 94V-0

Bearing : Ball Bearing

Lead Wire : UL1007, AWG22, +Red, -Black

Specifications

MODEL	Product No.	Rated Voltage	Operating Voltage	Current	Input Power	Speed	Max. Air Flow		Max. Static Pressure		Noise	Mass
		(V)	(V)				CFM ^{*1}	(m ³ /min) ^{*1}	in H ₂ O	(Pa) ^{*1}		
6820PL-04W-B10-	D00	12	6.0 ~ 18.0	0.80	9.60	2550	180.0	5.10	.37	92.5	50.0	830
6820PL-04W-B20-	D00	12	6.0 ~ 18.0	1.00	12.00	2850	200.0	5.66	.47	117.5	53.0	830
6820PL-04W-B30-	D00	12	6.0 ~ 18.0	1.15	13.80	3150	225.0	6.37	.56	140.0	55.0	830
6820PL-04W-B40-	D00	12	6.0 ~ 18.0	1.44	17.28	3350	240.0	6.80	.62	155.0	58.0	830
6820PL-04W-B50-	D00	12	6.0 ~ 18.0	1.60	19.20	3500	260.0	7.36	.73	182.75	60.3	830
6820PL-05W-B10-	D00	24	12.0 ~ 30.0	0.36	8.64	2550	180.0	5.10	.37	92.5	50.0	830
6820PL-05W-B20-	D00	24	12.0 ~ 30.0	0.46	11.04	2850	200.0	5.66	.47	117.5	53.0	830
6820PL-05W-B30-	D00	24	12.0 ~ 30.0	0.55	13.20	3150	225.0	6.37	.56	140.0	55.0	830
6820PL-05W-B40-	D00	24	12.0 ~ 30.0	0.66	15.84	3350	240.0	6.80	.62	155.0	58.0	830
6820PL-05W-B50-	D00	24	12.0 ~ 30.0	0.79	18.96	3500	260.0	7.36	.73	182.75	60.3	830
6820PL-05W-B60-	D00	24	12.0 ~ 30.0	0.88	21.12	3750	280.0	7.93	.84	210.5	62.5	830
6820PL-05W-B70-	D00	24	12.0 ~ 30.0	1.08	25.92	4000	300.0	8.50	.90	226.5	63.2	830
6820PL-07W-B10-	D00	48	25.0 ~ 60.0	0.18	8.64	2550	180.0	5.10	.37	92.5	50.0	830
6820PL-07W-B20-	D00	48	25.0 ~ 60.0	0.23	11.04	2850	200.0	5.66	.47	117.5	53.0	830
6820PL-07W-B30-	D00	48	25.0 ~ 60.0	0.27	12.96	3150	225.0	6.37	.56	140.0	55.0	830
6820PL-07W-B40-	D00	48	25.0 ~ 60.0	0.33	15.84	3350	240.0	6.80	.62	155.0	58.0	830
6820PL-07W-B50-	D00	48	25.0 ~ 60.0	0.40	19.20	3500	260.0	7.36	.73	182.75	60.3	830
6820PL-07W-B60-	D00	48	25.0 ~ 60.0	0.47	22.56	3750	280.0	7.93	.84	210.5	62.5	830
6820PL-07W-B70-	D00	48	25.0 ~ 60.0	0.51	24.48	4000	300.0	8.50	.90	226.5	63.2	830

Rotation: Counterclockwise

Airflow Outlet: Air Out Over Struts

*1: Average Values in Free Air