


RD20S Series

Centrifugal Blower

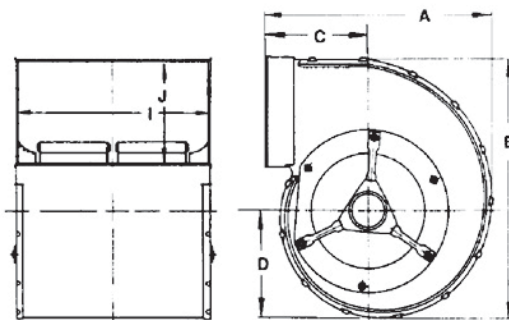
Ø 200mm

- AC dual inlet, forward curved centrifugal blower in compact housing. The integrated external-rotor motor is mounted inside the housing.
- Housing and impeller made of galvanized sheet-steel. Forward curved impellers are directly press-fitted onto the rotor of the external-rotor motor.

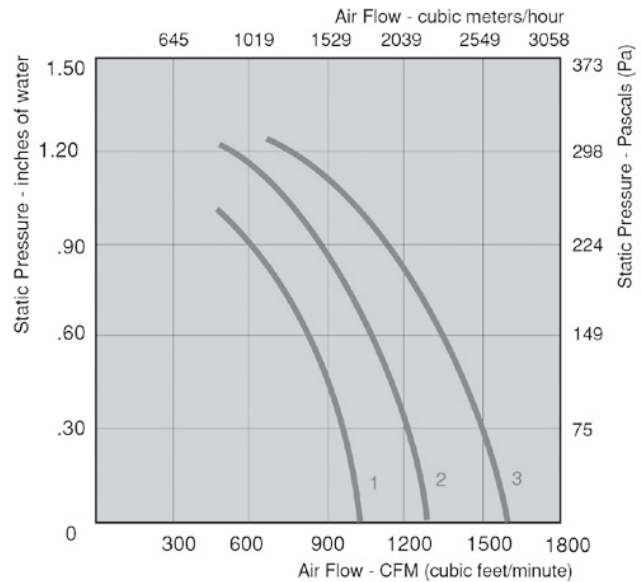
- Direction of rotation is CCW as seen from inlet side. Insulation class "F".
- Maintenance-free ball bearings.
- UL, CSA, VDE approvals on some models, please contact application engineering.



Part Number	Curve	CFM @ 0	VAC	Hertz	Power (W)	dBA	Max Amb. Temp. C	Bearing Type	Features	Capacitor (µF)	Wgt. (lbs)
RD20S-4/204174A	1	1050	115	50/60	400	40		Ball	Leads	25	22.0
RD20S-4/110006	1	1050	230	50/60	400	40		Ball	Leads	3	22.0
RD20S-4/210660	2	1275	115	60	540	40		Ball	Leads	35	28.0
RD20S-4/210327	3	1600	115	60	730	40		Ball	Leads	40	33.0
RD20S-4/110007	2	1275	230	60	540	40		Ball	Leads	8	28.0
RD20S-4/110898	3	1600	230	60	730	40		Ball	Leads	10	33.0



PART NUMBER	DIMENSIONS - Inches (mm)					
	A	B	C	D	I	J
RD20S-4/204174A	12.36	13.58	5.59	5.83	11.50	5.00
RD20S-4/110006	(314)	(345)	(142)	(148)	(292)	(127)
RD20S-4/210660 & RD20S-4/110007						
RD20S-4/210327	12.36	13.58	5.59	5.83	14.88	5.00
RD20S-4/110008	(314)	(345)	(142)	(148)	(378)	(127)



ebmpapst

e-mail: sales@us.ebmpapst.com - TEL: 860-674-1515 - FAX: 860-674-8536

ebm-papst Inc., 100 Hyde Road, Farmington, CT 06034 USA

ebm-papst Inc., 2004 © ebm-papst Inc. reserves the right to change any specifications or data without notice