

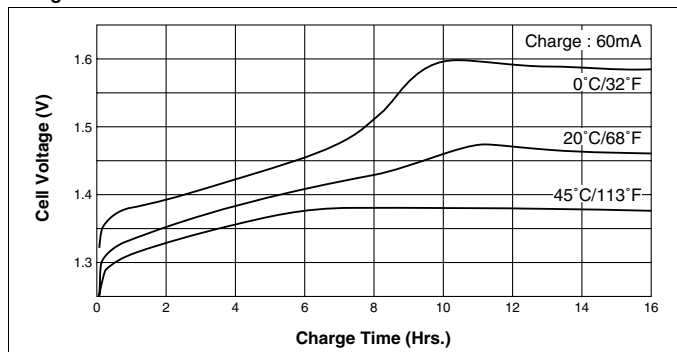
Cell Type KR-600AE

Specifications

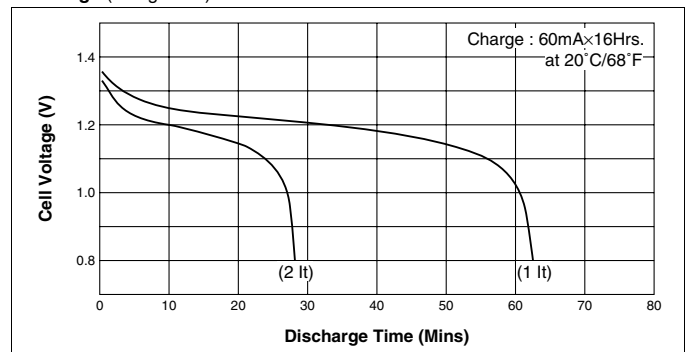
Nominal Capacity		600mAh	
Nominal Voltage		1.2V	
Charging Current	Standard	60mA	
	Quick	120mA	
	Fast	900mA	
Charging Time	Standard	14 to 16Hrs.	
	Quick	7 to 8Hrs.	
	Fast	about 1Hr.	
Ambient Temperature	Charge	Standard	0°C to +45°C [+32°F to 113°F]
		Quick	0°C to +45°C [+32°F to 113°F]
		Fast	0°C to +45°C [+32°F to 113°F]
	Discharge	-20°C to +60°C [-4°F to 140°F]	
		Storage	
Internal Impedance (Av.) (at 50% discharge)		9.5mΩ (at 1000Hz)	
Weight		18g/0.63oz	
Dimensions(D)×(H) (with tube)		17.0 ⁰ _{-0.5} × 28.5 ⁰ ₋₁	mm
		0.67 ⁰ _{-0.02} × 1.12 ⁰ _{-0.04}	inch

Typical Characteristics

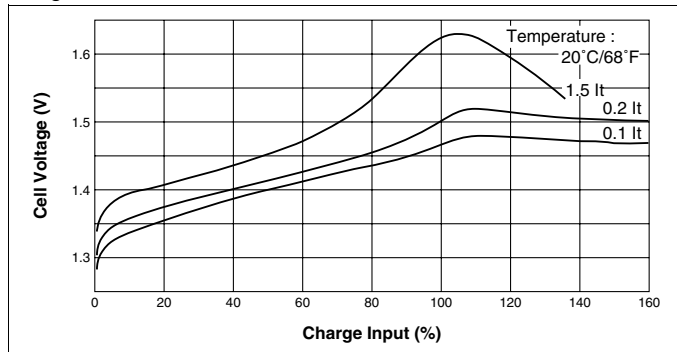
Charge



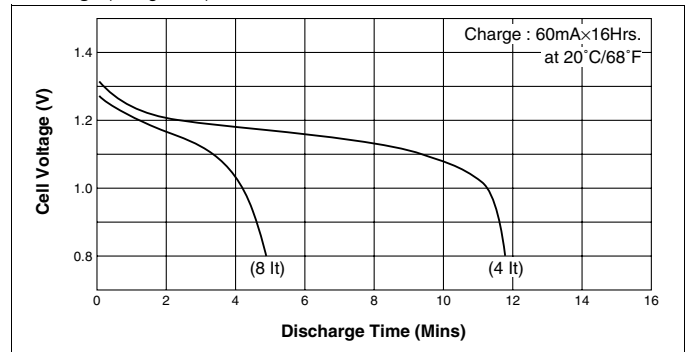
Discharge (at high rate)



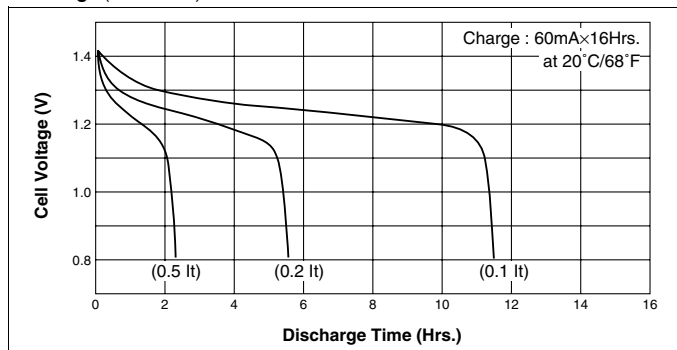
Charge



Discharge (at high rate)



Discharge (at low rate)



Temperature (Charge & Discharge)

