

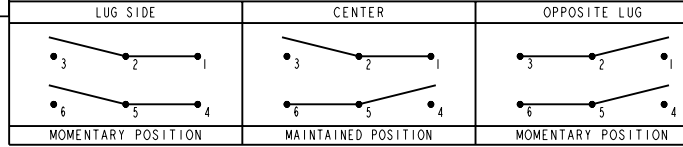
MICRO SWITCH
a Honeywell Division
FED. MFG. CODE 91929

**SWITCH-TOGGLE
ABOVE PANEL MOUNT**

CATALOG LISTING
102TP82-70

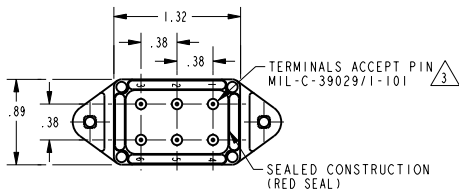
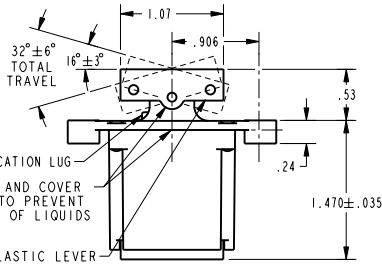
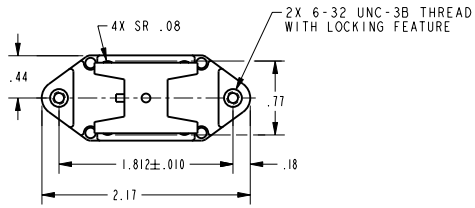
THIS DRAWING COVERS A PROPRIETARY ITEM AND IS THE PROPERTY OF MICRO SWITCH, A DIVISION OF HONEYWELL. THIS DRAWING IS NOT TO BE COPIED OR USED WITHOUT THE APPROVAL OF MICRO SWITCH

CIRCUIT MADE WITH TOGGLE LEVER IN



ELECTRICAL DATA

L192 10A 125, 250, 277 VAC
1/4HP 125 VAC
1/2HP 250, 277 VAC
3A 125 VAC "L"



- NOTES
1 - CIRCUIT DESIGNATION AND MICRO SWITCH CATALOG LISTING MARKED ON SIDE OF SWITCH
2 - SWITCHES ARE CAPABLE OF WITHSTANDING A TEMPERATURE OF 160°F CONTINUOUSLY AT FULL RATED LOAD THE SEALING GROMMET SHALL SEAL ON A SMOOTH WIRE INSULATION OF Ø.040 TO Ø.083 (16-20 GAGE)
3 - UNUSED TERMINAL HOLES MAY BE SEALED WITH PLUGS M83723/28-20

THIRD ANGLE PROJECTION	
SCALE	FULL
DO NOT SCALE PRINT	
UNLESS OTHERWISE SPECIFIED TOLERANCES ARE	
ONE PLACE	(.01) ±.030
TWO PLACE	(.00) ±.015
THREE PLACE	(.000) ±.005
ANGLES	±
WEIGHT	

ANSI Y14.5M-1982 APPLIES

PTC/CAD 20
 DRAWN JLH
 CHECK IODCOI
 SAV IODCOI
 CHECK IODCOI
 REVISIONS
 A 204633
 OF 00/00/02
 ISSUE 4
 CATALOG LISTING 102TP82-70
 RELEASE NO. PR-20331
 REPLACES -

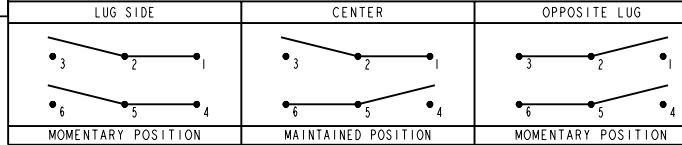
MICRO SWITCH
a Honeywell Division
FED. MFG. CODE 91929

**SWITCH-TOGGLE
ABOVE PANEL MOUNT**

CATALOG LISTING
102TP82-70

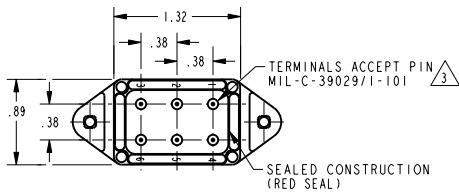
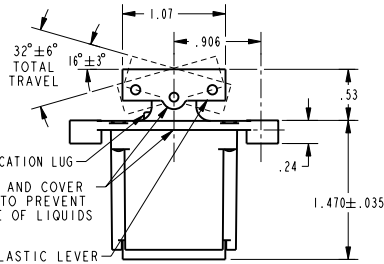
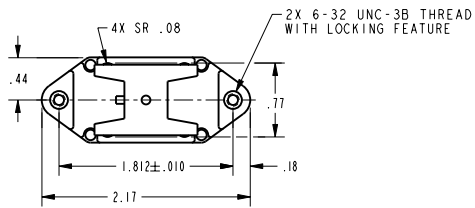
THIS DRAWING COVERS A PROPRIETARY ITEM AND IS THE PROPERTY OF MICRO SWITCH, A DIVISION OF HONEYWELL. THIS DRAWING IS NOT TO BE COPIED OR USED WITHOUT THE APPROVAL OF MICRO SWITCH

CIRCUIT MADE WITH TOGGLE LEVER IN



ELECTRICAL DATA

L192 10A 125, 250, 277 VAC
1/4HP 125 VAC
1/2HP 250, 277 VAC
3A 125 VAC "L"



- NOTES
- 1 - CIRCUIT DESIGNATION AND MICRO SWITCH CATALOG LISTING MARKED ON SIDE OF SWITCH
 - 2 - SWITCHES ARE CAPABLE OF WITHSTANDING A TEMPERATURE OF 160°F CONTINUOUSLY AT FULL RATED LOAD THE SEALING GROMMET SHALL SEAL ON A SMOOTH WIRE INSULATION OF $\phi .040$ TO $\phi .083$ (16-20 GAGE)
 - 3 - UNUSUAL
 - 4 - UNUSED TERMINAL HOLES MAY BE SEALED WITH PLUGS M83723/28-20

THIRD ANGLE PROJECTION



SCALE FULL

DO NOT SCALE PRINT

UNLESS OTHERWISE SPECIFIED TOLERANCES ARE
ONE PLACE (.01) ±.030
TWO PLACE (.00) ±.015
THREE PLACE (.000) ±.005
ANGLES ±

WEIGHT

ANSI Y14.5M-1982 APPLIES

PTC/CAD 20
 DRAWN JLH
 CHECK IODECO1
 SAV IODECO1
 CHECK IODECO1
 REVISIONS
 A 204633
 20
 08/04/92
 ISSUE 4
 M
 CATALOG LISTING 102TP82-70
 PAGE 1 OF 1
 RELEASE NO. PR-20331
 REPLACES -