MICRO SWITCH

SWITCH – TOGGLE FLUSH KEY

CATALOG LISTING
2TP8-70

THIS DRAWING COVERS A PROPRIETARY ITEM AND IS THE PROPERTY OF MICRO SWITCH, A DIVISION OF HONEYWELL. THIS DRAWING IS NOT TO BE COPIED OR USED WITHOUT THE APPROVAL OF MICRO SWITCH.

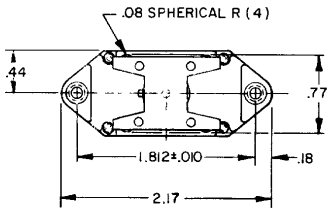

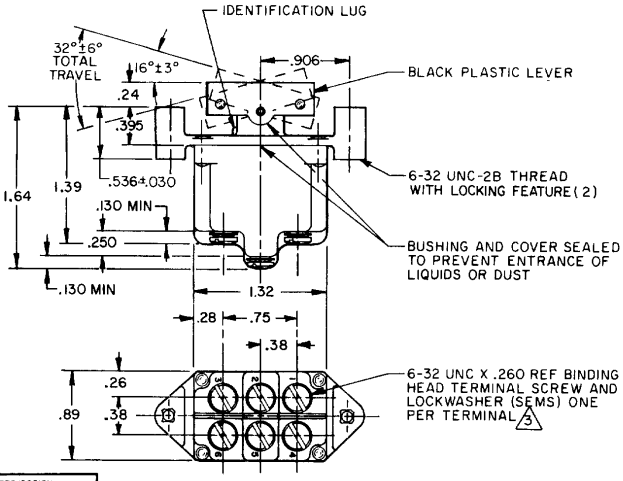

CIRCUIT DIAGRAM
CIRCUIT MADE WITH LEVER DEPRESSED ON

LUG SIDE (MOMENTARY POSITION)	CENTER (MAINTAINED POSITION)	OPPOSITE LUG (MOMENTARY POSITION)
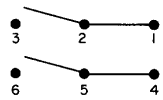	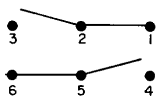	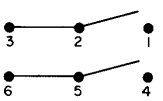

ELECTRICAL DATA

10A-125,250,277VAC
1/4HP-125VAC;1/2HP-250,277VAC
3A-125VAC "L" L192

NOTES
1 - THESE SWITCHES WILL WITHSTAND TEMPERATURE OF 160°F
2 - MICRO SWITCH CATALOG LISTING MARKED ON SIDE OF SWITCH
3 SCREWS FURNISHED UNASSEMBLED

THIRD ANGLE PROJECTION

SCALE FULL

DO NOT SCALE PRINT

TOLERANCES
APPLY TO DESIGN UNITS. CONVERSIONS ARE ONLY FOR REFERENCE. UNLESS NOTED TOLERANCES ARE:

	DIM mm	TOL mm/m	DIM in	TOL in/in
NO PLACES	X	±1	X	±1/32
ONE PLACE	X.X	±0.4/.016	X.X	±0.01/.03
TWO PLACES	X.XX	±0.1/.005	X.XX	±0.005/.015
THREE PLACES			X.XXX	±0.13/.005
ANGLES				

DESIGN UNITS: SI METRIC ☐ US CUSTOMARY ☒

RAW MATERIAL – COMMERCIAL STANDARD
MICRO SWITCH STANDARDS APPLY
DIMENSIONS ARE TO BE MET BEFORE PROTECTIVE COATINGS ARE APPLIED

WEIGHT .14 LB. EST.

DRAWING NUMBER 2TP8-70 PAGE 1 OF 1
RELEASE NO PR-3145
REPLACES
ISSUE M 9

REVISIONS

A	RE-INS PR-11234	21 MAY 82	25 MAY 82
B	C0574968	CJH 24 SEP 85	
C	C0587179	WJK 22 OCT 86	KJC
C	C0600389	WJS 10 NOV 86	
D	C077897	TSN 15 JUN 94	1 JUNE 82
E	200032	JJA 21 JAN 00	
F	202714	DLT 4 APR 01	

CHECK CEB

RASTER FO-52854-C

DRAWN T M M 21 MAY 82

Downloaded from Elcodis.com electronic components distributor