


Bourns® Chip Resistors & Arrays

Short Form Catalog



Chip Resistors

There are four series of Chip Resistors:

- CR Model offers 1 % and 5 % tolerance for values from 1 ohm to 10M ohms
- CRH Model offers 1 % tolerance for values from 1.02M ohms to 10M ohms
- CRL Model offers 1 % and 5 % tolerance for values from .010 ohms to 9.1 ohms
- CRP Model offers 0.1 % tolerance for values from 100 ohms to 360K ohms



CRL2512



CRH1206



CR0805



CR0603

CR

Bourns, Inc. offers a broad range of chip resistor packages at competitive prices:

- CR0201 J and F
- CR0402 J and F
- CR0603 J and F
- CR0805 J and F
- CR1206 J and F
- CR2010 J and F
- CR2512 J and F

Standard packaging is 5K/reel (0603-1206 sizes), but 10K/reel is available as an option with 'G' suffix. Available in RoHS compliant versions.

CRL: Low Value (5 % or 1 %, < 1 W)

- CRL0603 J & F
- CRL0805 J & F
- CRL1206 J & F
- CRL2010 J & F
- CRL2512 J & F

CRH: High Value (1 %, < 1 W)

- CRH0603 F
- CRH0805 F
- CRH1206 F

CRP: Precision Value (0.1 %, < 0.25 W)

- CRP0603 B
- CRP0805 B
- CRP1206 B

Chip Resistors Summary

Available Types:

- *Thick-Film Chip Resistors CR*
- *CRL (Low value)*
- *CRH (High value)*
- *CRP (Precision value)*

Available Ranges:

- *5 % in E24 series*
- *1 % in E96 + E24 series*

Chip Resistors:

$\pm 1\%$, ± 100 PPM/ $^{\circ}$ C	$\pm 5\%$, ± 200 PPM/ $^{\circ}$ C
CR0201-FX	CR0201-JW
CR0402-FX	CR0402-JW
CR0603-FX	CR0603-JW
CR0805-FX	CR0805-JW
CR1206-FX	CR1206-JW
CR2010-FX	CR2010-JW
CR2512-FX	CR2512-JW

Chip Resistor Lab Kits are available.

Packaging:

Tape and reel

Applications:

Bourns offers seven sizes of Chip Resistors for most market requirements.

How to Order

	CR	0201	-	F	W	-	8252	E	LF
Chip Resistor	_____↑								
Size	_____↑								
<ul style="list-style-type: none"> • 0201 / 0402 / 0603 / 0805 / 1206 / 2010 / 2512 • H0603 / H0805 / H1206 (H = High value) • L0603 / L0805 / L1206 / L2010 / L2512 (L = Low value) • P0603 / P0805 / P1206 (P = Precision value) 									
Resistance Tolerance	_____↑								
<ul style="list-style-type: none"> • B = ±0.1 % (for Precision series) • J = ±5 % • G = ±2 % (for Ultra-low series) • F = ±1 % 									
TCR (PPM/°C)	_____↑								
<ul style="list-style-type: none"> • X = ±100 with F tolerance only 10 to 1M ohms • I = -250 to +500 with zero-ohm Jumpers <i>only</i> • W = ±250 with F and J • W = ±200 (0.05 to 9.1 ohms) for CRL • V = ±400 (0.03 to 0.04 ohm) for CRL • U = ±600 (0.01 to 0.02 ohm) for CRL • Z = ±50 (for Precision series) 									
Resistance Value	_____↑								
<ul style="list-style-type: none"> • F = ±1 % <p>Three significant digits; 4th digit is number of zeroes following.</p> <p>< 100 ohms, 24R3 = 24.3 ohms</p> <p>> 100 ohms, 8252 = 82.5K ohms • J = ±5 % <p>Two significant digits; 3rd digit is number of zeroes following.</p> <p>< 100 Ohms, 24R3 = 24.3 ohms</p> <p>> 100 Ohms, 474 = 470K ohms</p> </p>									
Packaging	_____↑								
<ul style="list-style-type: none"> • E = Paper Tape (5,000 Pieces) on 7 " Plastic Reels • E = Embossed Plastic Tape (4,000 Pieces) on 7 " Plastic Reels for 2010 and 2512 									
Terminations	_____↑								
<ul style="list-style-type: none"> • LF = Tin-Plated (Lead Free) 									



CRL2512

Chip Arrays Summary

Available Types:

- Thick-Film Chip Resistor Arrays

Available Ranges:

- 5 % in E24 series
- 1 % in E96 + E24 series

Chip Arrays:

CAT10, CAT16, CAT25	CAY10, CAY16, CAY17
5 % and 1 %	5 % and 1 %

Chip Arrays Lab Kits for CAT16 and CAY16 are available.

Chip Arrays

- CAY Termination (Convex)
 - CAY10, CAY16, CAY17




CAY10-J2



CAT10-J4



CAY10



CAY16



CAT25



CAY17

Packaging:

Tape and reel

Applications:

Bourns offers seven sizes of Chip Resistor Arrays for most market requirements with bussed and isolated circuits.

Chip Arrays Convex Terminals



CAY10-J2
(0404)




CAY16-J2
(0606)



CAY17
(1206)



CAY10-J4
(0804)



CAY16-J4, F4, J8
(1206/1506)


Chip Arrays Concave Terminals



CAT10-J2
(0404)



CAT16-J2, F2
(0606)



CAT17
(1206)



CAT10-J4
(0804)




CAT16-J4, F4, J8
(1206/1506)

Chip Arrays Summary

Bourns Model	Density	Package Size (EIA)	Package Size (Metric - mm)
CAT10-J4	0402 x 4	0804	2.0 x 1.0
CAT16-J2	0603 x 2	0606	1.6 x 1.6
CAT16-J4	0603 x 4	1206	3.2 x 1.6
CAT16-J8	0603 x 8	2506	6.4 x 1.6
CAT25	0804 x 4	1608	4.0 x 2.1
CAY10-J2	0402 x 2	0404	1.0 x 1.0
CAY10-J4	0402 x 4	0804	2.0 x 1.0
CAY16-J2	0603 x 2	0606	1.6 x 1.6
CAY16-J4	0603 x 4	1206	3.2 x 1.6
CAY16-J8	0602 x 8	1506	3.8 x 1.6
CAY17	0603 x 5	1206	3.2 x 1.6

How to Order

	CA	T	10	-	103	J	4	LF
Chip Arrays	_____							
Type	_____							
• T = Concave								
• Y = Convex (CAY10/16/17)								
Model	_____							
• 10 = 0804 Package Size								
• 16 = xx06								
• 17 = 1206								
• 25 = 1608								
Resistance Code	_____							
• 103 = 10K ohms (Two significant digits; 3rd digit is number of zeroes following.)								
• 000 = Zero-ohm Jumper								
Resistance Tolerance	_____							
• J = ±5 %								
• F = ±1 %								
Resistors Qnantity	_____							
• 4 = 4 Resistors								
• 2 = 2 Resistors (For CAY10 models)								
• 8 = 8 Resistors (For CAY16/CAT16 models)								
• A = 8 Resistors (For CAT25)								
• A = Common from Terminal 5 to 10 (CAY17)								
• B = Common from Terminal 1 to 6 (CAY17)								
Terminations	_____							
• LF = Tin-Plated (Lead Free)								
<i>Note: CAT16 available as J2, F4, J4, F8, J8; CAY16 available as J2, F4, J4, J8.</i>								



CAT10-103-J4

Chip Array vs DIP Package

Chip Array

- *Ceramic has protective coating on top*
- *Terminate to metallization on ceramic*
- *Low power*

DIP Package

- *Ceramic covered with molding*
- *Terminate to pins connected to ceramic*
- *Higher power rating than chip array*

Chip Resistor and Chip Array Applications

- *Test equipment*
- *Consumer electronics*
- *Appliances*
- *Telecommunications*
- *Hand-held electronics*
- *Office equipment*
- *Industrial equipment*
- *Small signal instrumentation*
- *DC/DC converters in power modules*



Worldwide Sales Offices

Country	Phone	Fax
Benelux:	+41 (0)41 768 5555	+41 (0)41 768 5510
Brazil:	+55 11 5505 0601	+55 11 5505 4370
China:	+86 21 64821250	+86 21 64821249
France:	+33 (0)2 5473 5151	+33 (0)2 5473 5156
Germany:	+49 (0)69 800 78212	+49 (0)69 800 78299
Ireland/UK:	+44 (0)1276 691087	+44 (0)1276 691088
Italy:	+41 (0)41 768 5555	+41 (0)41 768 5510
Japan:	+81 49 269 3204	+81 49 269 3297
Malaysia (KL Office):	+60 3 71183138	+60 3 71183139
Malaysia (Penang Office):	+60 4 6581771	+60 4 6582771
Singapore:	+65 63461933	+65 63461911
Switzerland:	+41 (0)41 768 5555	+41 (0)41 768 5510
Taiwan:	+886 2 25624117	+886 2 25624116
UK/Ireland:	+44 (0)1276 691087	+44 (0)1276 691088
USA:	+1-951-781-5500	+1-951-781-5006

Non-Listed European Countries:

+41 (0)41 768 5555 +41 (0)41 768 5510

Technical Assistance

Region	Phone	Fax
Asia-Pacific:	+886 2 25624117	+886 2 25624116
Europe:	+41 (0)41 768 5555	+41 (0)41 768 5510
North America:	+1-951-781-5500	+1-951-781-5700

www.bourns.com

Bourns® products are available through an extensive network of manufacturer's representatives, agents and distributors. To obtain technical applications assistance, a quotation, or to place an order, contact a Bourns representative in your area.

Specifications subject to change without notice. Actual performance in specific customer applications may differ due to the influence of other variables. Customers should verify actual device performance in their specific applications.



Reliable Electronic Solutions

"Bourns" is a registered trademark of Bourns, Inc. in the U.S. and other countries.
COPYRIGHT © 2006, BOURNS, INC. • LITHO IN U.S.A. • WAG • 07/06 • 10M/N0610