

Silicon Standard Recovery Diode

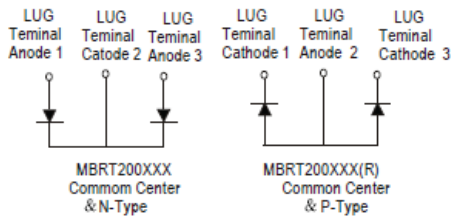
$V_{RRM} = 600\text{ V} - 1600\text{ V}$

$I_F = 200\text{ A}$

Features

- High Surge Capability
- Types up to 1600 V V_{RRM}

Three Tower Package



Maximum ratings, at $T_j = 25\text{ }^\circ\text{C}$, unless otherwise specified

| Parameter | Symbol | Conditions | MSRT200120(A) | MSRT200140(A) | MSRT200160(A) | Unit |
|--|------------|--|---------------|---------------|---------------|------------------|
| Repetitive peak reverse voltage | V_{RRM} | | 1200 | 1400 | 1600 | V |
| RMS reverse voltage | V_{RMS} | | 848 | 990 | 1131 | V |
| DC blocking voltage | V_{DC} | | 1200 | 1400 | 1600 | V |
| Continuous forward current | I_F | $T_C \leq 140\text{ }^\circ\text{C}$ | 200 | 200 | 200 | A |
| Surge non-repetitive forward current, Half Sine Wave | $I_{F,SM}$ | $T_C = 25\text{ }^\circ\text{C}$, $t_p = 8.3\text{ ms}$ | 3000 | 3000 | 3000 | A |
| Operating temperature | T_j | | -40 to 175 | -40 to 175 | -40 to 175 | $^\circ\text{C}$ |
| Storage temperature | T_{stg} | | -40 to 175 | -40 to 175 | -40 to 175 | $^\circ\text{C}$ |

Electrical characteristics, at $T_j = 25\text{ }^\circ\text{C}$, unless otherwise specified

| Parameter | Symbol | Conditions | MSRT200120(A) | MSRT200140(A) | MSRT200160(A) | Unit |
|-----------------------|--------|--|---------------|---------------|---------------|---------------|
| Diode forward voltage | V_F | $I_F = 200\text{ A}$, $T_j = 25\text{ }^\circ\text{C}$ | 1.2 | 1.2 | 1.2 | V |
| Reverse current | I_R | $V_R = 600\text{ V}$, $T_j = 25\text{ }^\circ\text{C}$ | 10 | 10 | 10 | μA |
| | | $V_R = 600\text{ V}$, $T_j = 150\text{ }^\circ\text{C}$ | 5 | 5 | 5 | mA |

Thermal characteristics

| Parameter | Symbol | MSRT200120(A) | MSRT200140(A) | MSRT200160(A) | Unit |
|-------------------------------------|------------|---------------|---------------|---------------|--------------------|
| Thermal resistance, junction - case | R_{thJC} | 0.18 | 0.18 | 0.18 | $^\circ\text{C/W}$ |

Figure .1- Typical Forward Characteristics

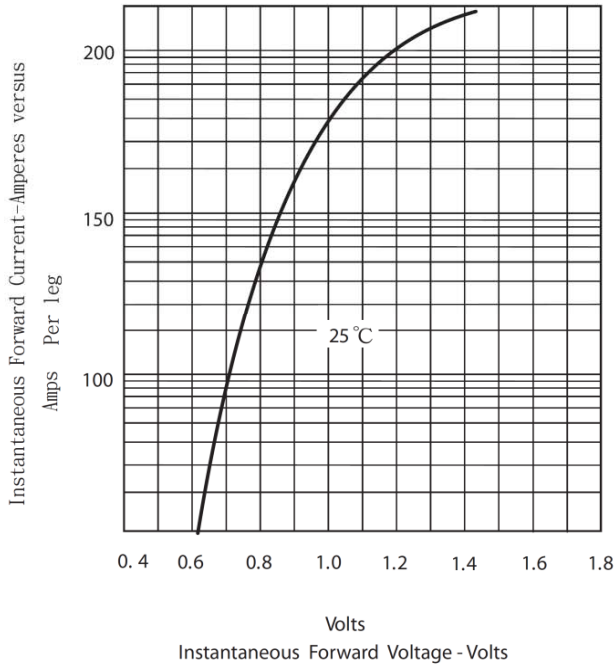


Figure.2 Forward Derating Curve

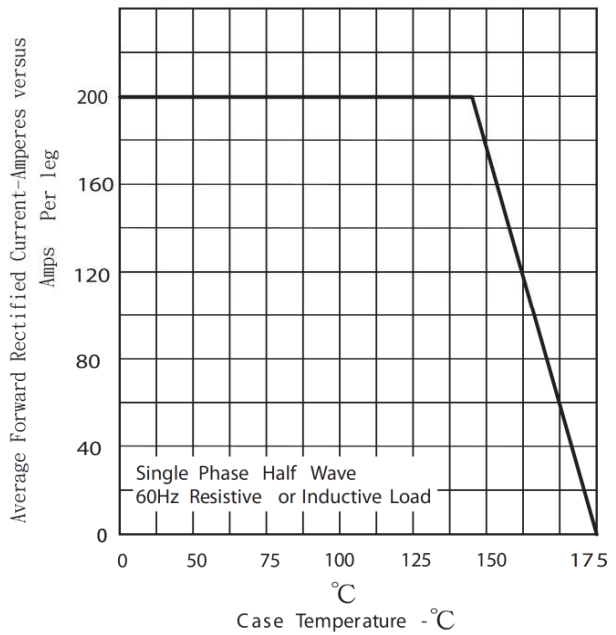


Figure .4 -Typical Reverse Characteristics

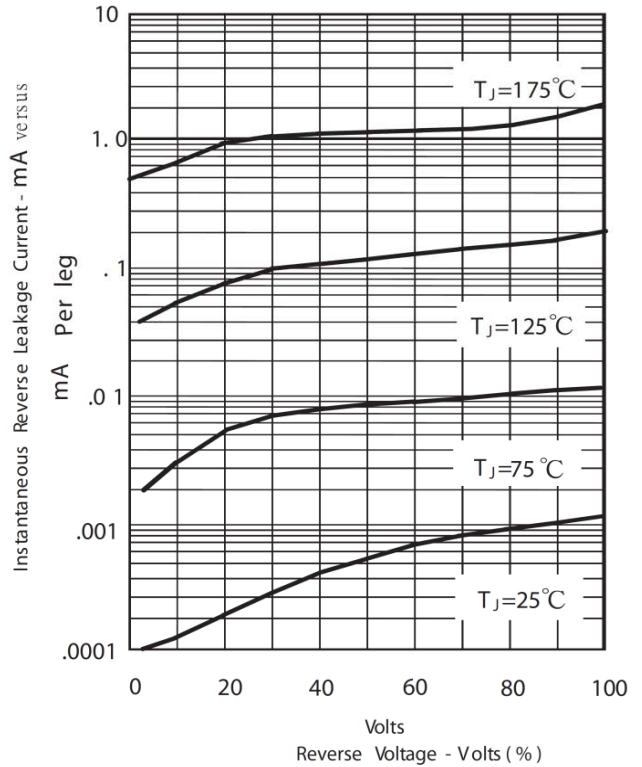


Figure.3-Peak Forward Surge Current

