


RoHS (Pb) 449 Series Fuse

Description

The lead free NANO² Slo-Blo® fuse is RoHS compliant and 100% lead-free. This product is fully compatible with lead-free solder alloys and higher temperature profiles associated with lead-free assembly. The Slo-Blo® design has enhanced inrush withstand characteristics over the NANO² Fast-Acting Fuse. The unique time delay feature of this fuse design helps solve the problem of nuisance "opening" by accommodating inrush currents that normally cause a fast-acting fuse to open.

Features



- Lead-free
- Slo-Blo®
- Small size
- Wide range of current ratings available
- Wide operating temperature range
- Low temperature de-rating

Applications

Secondary protection for space constrained applications:

- Notebook PC
- LCD/PDP TV
- LCD monitor
- LCD/PDP panel
- LCD backlight inverter
- Portable DVD player
- Power supply
- Networking
- PC server
- Cooling fan system
- Storage system
- Telecom system
- Wireless basestation
- White goods
- Game console
- Office Automation equipment
- Battery charging circuit protection
- Industrial equipment
- Medical equipment
- Automotive



Agency Approvals

AGENCY	AGENCY FILE NUMBER	AMPERE RANGE
	E10480	375mA - 5A
	NBK030205	1A - 5A

Electrical Characteristics for Series

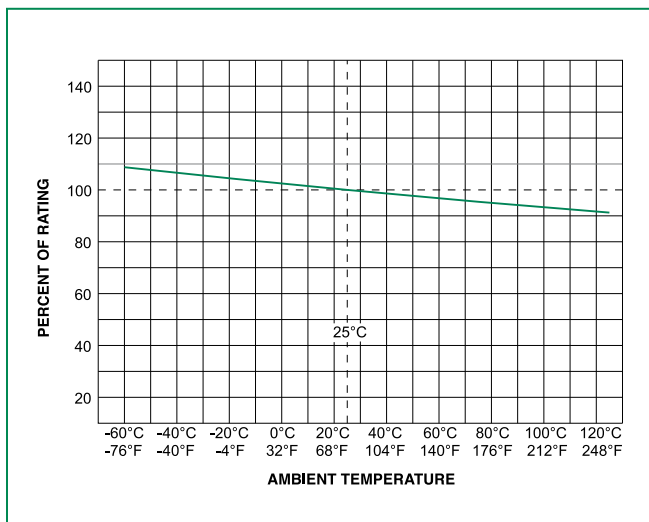
% of Ampere Rating	Opening Time
100%	4 hours, Minimum
200%	1 sec., Min.; 60 sec., Max.
300%	0.2 sec., Min.; 3 sec., Max
800%	0.02 sec., Min.; 0.1 sec., Max.

Electrical Specifications by Item

Ampere Rating (A)	Amp Code	Max Voltage Rating (V)	Interrupting Rating	Nominal Cold Resistance (Ohms)	Nominal Melting I ² t (A ² sec)	Agency Approvals	
							
0.375	0.375	125	50 amperes @125 VAC/ VDC PSE: 100 amperes @100 VAC	1.5130	0.088	x	
0.500	0.500	125		0.7633	0.258	x	
0.750	0.750	125		0.4080	0.847	x	
1.00	001.	125		0.2516	1.76	x	x
1.50	01.5	125		0.1186	4.70	x	x
2.00	002.	125		0.0708	6.76	x	x
2.50	02.5	125		0.0400	13.18	x	x
3.00	003.	125		0.0352	19.55	x	x
3.50	03.5	125		0.0261	32.70	x	x
4.00	004.	125		0.0227	40.80	x	x
5.00	005.	125	0.0171	59.59	x	x	

Notes: - I²t calculated at 8ms. Resistance is measured at 10% of rated current, 25°C

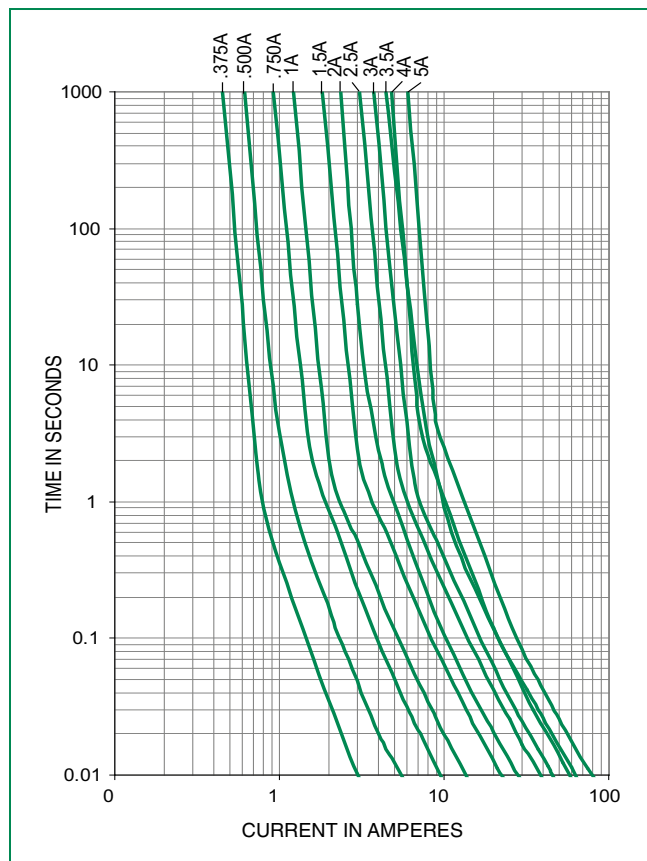
Temperature Derating Curve



Note:

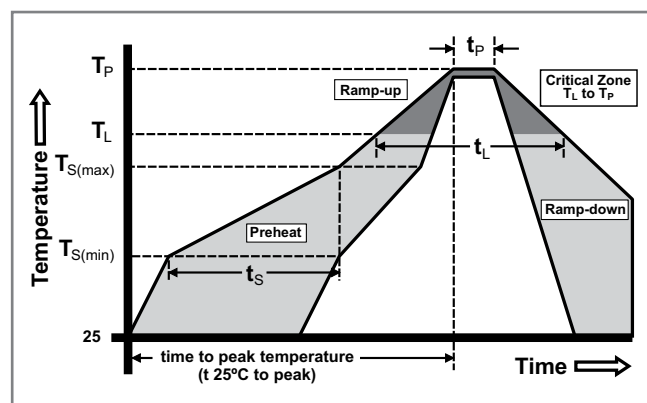
1. Derating depicted in this curve is in addition to the standard derating of 25% for continuous operation.

Average Time Current Curves



Soldering Parameters

Reflow Condition		Pb – Free assembly
Pre Heat	- Temperature Min ($T_{s(min)}$)	150°C
	- Temperature Max ($T_{s(max)}$)	200°C
	- Time (Min to Max) (t_s)	60 – 120 secs
Average ramp up rate (Liquidus Temp (T_L) to peak)		3°C/second max.
$T_{s(max)}$ to T_L - Ramp-up Rate		3°C/second max.
Reflow	- Temperature (T_L) (Liquidus)	217°C
	- Temperature (t_l)	60 – 90 seconds
Peak Temperature (T_p)		250 ^{+0/-5} °C
Time within 5°C of actual peak Temperature (t_p)		20 – 40 seconds
Ramp-down Rate		5°C/second max.
Time 25°C to peak Temperature (T_p)		8 minutes max.
Do not exceed		260°C
Wave Soldering Parameters		260°C Peak Temperature, 3 seconds max.

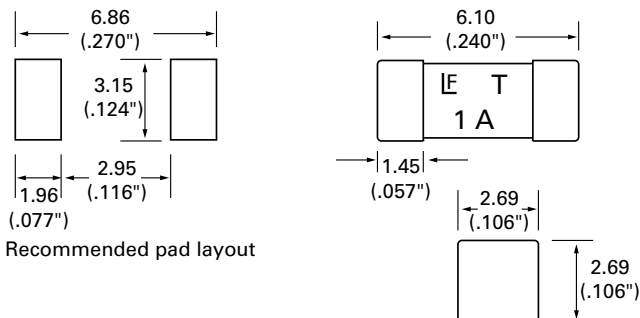


Product Characteristics

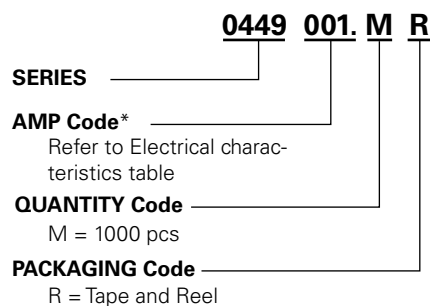
Materials	Body: Ceramic Terminations: Gold-plated Caps
Product Marking	Brand, Amperage Rating
Operating Temperature	-55°C to 125°C
Moisture Sensitivity Level	Level 1, J-STD-020C
Solderability	MIL-STD-202, Method 208
Insulation Resistance (after Opening)	MIL-STD-202, Method 302, Test Condition A (10,000 ohms minimum)

Thermal Shock	MIL-STD-202, Method 107, Test Condition B, 5 cycles, -65°C to 125°C, 15 minutes @ each extreme
Mechanical Shock	MIL-STD-202, Method 213, Test I: Deenergized. 100G's pk amplitude, sawtooth wave 6ms duration, 3 cycles XYZ+xyz = 18 shocks
Vibration	MIL-STD-202, Method 201: 0.03" amplitude, 10-55 Hz in 1 min. 2hrs each XYZ=6hrs
Moisture Resistance	MIL-STD-202, Method 106, 10 cycles
Salt Spray	MIL-STD-202, Method 101, Test Condition B (48hrs)
Resistance to Soldering Heat	MIL-STD-202, Method 210, Test condition B (10 sec at 260°C)

Dimensions



Part Numbering System



***Example:**
0.375 Amp product is 0449.375MR
(1 amp product shown above).

Packaging

Packaging Option	Packaging Specification	Quantity	Quantity & Packaging Code
12mm Tape and Reel	EIA RS-481-2 (IEC 286, part 3)	1000	MR