

NOTES: UNLESS OTHERWISE SPECIFIED;

- 1 CONNECTOR MATERIALS:
HOUSING: GLASS FILLED THERMOPLASTIC,
UL94-V0 COMPLIANT
KEEPER: GLASS FILLED THERMOPLASTIC,
UL94-V0 COMPLIANT
TERMINAL: PHOSPHOR BRONZE ALLOY
- 2 PACKED IN TUBES.
- 3 FEATURE MAY OR MAY NOT BE PRESENT DEPENDING UPON THE MOLD TOOL USED TO PRODUCE PRODUCT.
- 4 PRODUCT SPECIFICATION: GS-12-177.
- 5 APPLICATION SPECIFICATION: GS-20-015.
UNION DIRECTIVES AND OTHER COUNTRY REGULATIONS AS DESCRIBED IN GS-22-008.
- 6 THE PRODUCTS WHERE THE PART NUMBER ENDS IN 'LF' MEET THE EUROPEAN
- 7 ALL PRODUCTS WILL WITHSTAND EXPOSURE TO 260°C FOR 60 SECONDS IN A CONVECTION, INFRA-RED OR VAPOR PHASE REFLOW OVEN.
- 8 LOCATION PEGS ARE EXISTED ONLY IN ONE MODULE



Copyright FCI.

rev	ecn no	dr	date
M	V04-1123	TAB	02/03/05
N	V05-0437	VS	07/14/05
P	V05-1026	JRV	11/7/05
R	IG06-0378	KL	09/01/06
S	IG06-0434	Cerph	10/23/06
T	IG08-0173	TER	7/11/08
U	N10-0382	Cerph	11/13/10

www.fciconnect.com		surface	tolerance std	projection	MM
Dr	V. SEBASTIAN	ANGULAR	0.X	± 0.50	size A4
Eng	J. VDLSTRDF	LINEAR	0.XX	± 0.13	Scale 4:1
Chr	J. VDLSTRDF	0° ±2°	0.XXX	± -	ECN N10-0382
Appr	J. VDLSTRDF	Product family	METRAL	Spec ref	
FCI		T SERIES R/A RECEPTACLE ASSY, 4 ROW, STB		SE96846	Rev. U
catalog no		CUSTOMER		sheet 1 of 4	

REV 7 - 2004-07

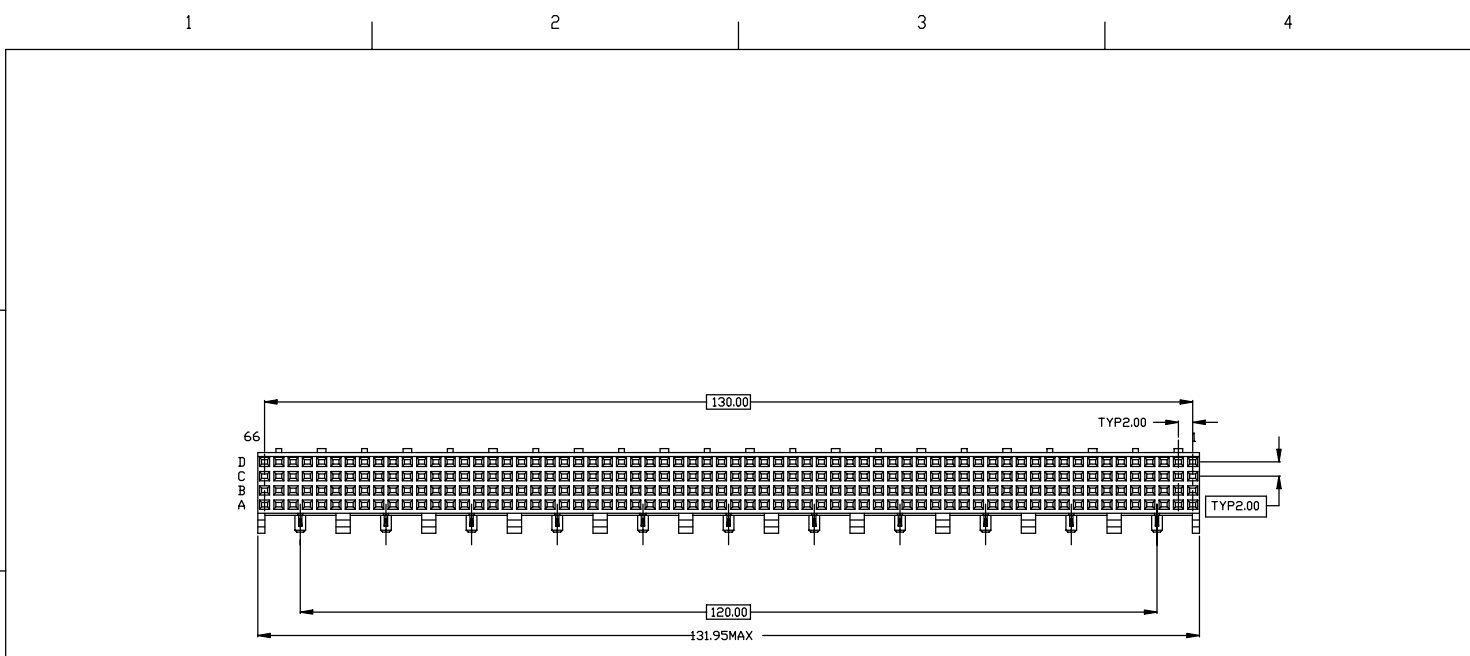
PDM: Rev:U

STATUS:Released

Printed: Dec 01, 2010



Copyright FCJ



264 POSITION

www.fciconnect.com		surface	<input checked="" type="checkbox"/>	tolerance std	projection	MM	
TOLERANCES UNLESS OTHERWISE SPECIFIED		ANGULAR	LINEAR	0.X	± 0.50	size A4	
Dr	V. SEBASTIAN	07/14/05		0.XX	± 0.13	Scale 4:1	
Eng	J. VDLSTRDF	07/14/05		0.XXX	± -	ECN N10-0382	
Chr	J. VDLSTRDF	07/14/05	0° ±2°				
Appr	J. VDLSTRDF	07/14/05	Product family	METRAL	Spec ref		
		T SERIES R/A RECEPTACLE ASSY, 4 ROW, STB			2 of 4	SE96846	Rev. U
catalog no		CUSTOMER			sheet 2 of 4		

REV 1 - 2004-07



Copyright FCI.

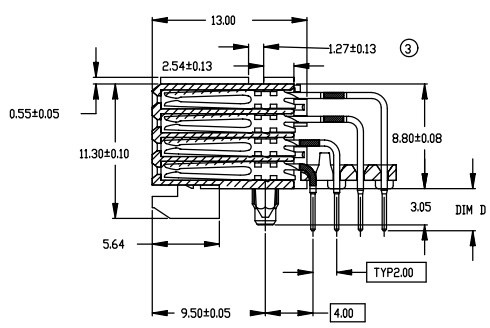
1 2 3 4

A

B

C

D



	PCB THICKNESS	DIM D	RETENTION FEATURES
HMI F 4_ T A R 000 H6	1.60	2.90±0.30	HEAT-STAKE PEGS
HMI F 4_ T B R 000 H6	2.40	3.60±0.30	PRESS-FIT PEGS
HMI F 4_ T A P 000 H6	1.60	2.90 ± 0.30	
HMI F 4_ T B P 000 H6	2.40	3.60 ± 0.30	
HMI F 49 T A P 802 H6	1.60	2.90 ± 0.30	

TABLE 2

CODE	CONTACT AREA	PERFORMANCE LEVEL
6	0.75um Au min over 1.3um Ni min or 0.68um PdNi min +0.08um Au min over 1.3um Ni min	TELCORDIA C0

CATALOG NUMBER DESCRIPTION

PRODUCT FAMILY
HMI = METRAL HMI

PRODUCT TYPE
F = FEMALE SIGNAL, RIGHT ANGLE

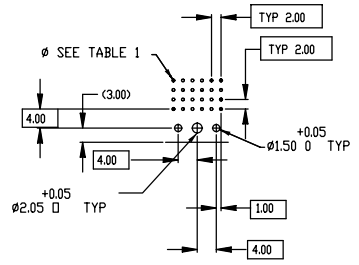
NUMBER OF ROWS
4 = 4 ROW

BODY LENGTH
1 = 12.00 (24 POSITION SIGNAL)
2 = 24.00 (48 POSITION SIGNAL)
3 = 48.00 (96 POSITION SIGNAL)
4 = 96.00 (192 POSITION SIGNAL)
9 = NON-STANDARD

MATING CONTACT
T = TWISTED FEMALE

PCB TERMINATION TYPE
A = SOLDER TAIL, FOR 160mm PCB
B = SOLDER TAIL, FOR 240mm PCB

LF = LEAD FREE Sn PLATING ON TAILS
6 = SEE TABLE 2
M = 0.38 MICRONS Au MIN OVER Ni
H = HIGH TEMPERATURE MATERIAL
VARIATIONS
000 = STANDARD
802 = 264 POSITION SIGNAL
BOARD ATTACHMENT
P = PRESS-FIT RETENTION PEG



RECOMMENDED PC BOARD LAYOUT,
COMPONENT SIDE
SEE PRINT 56351 FOR ADDITIONAL
PCB INFORMATION

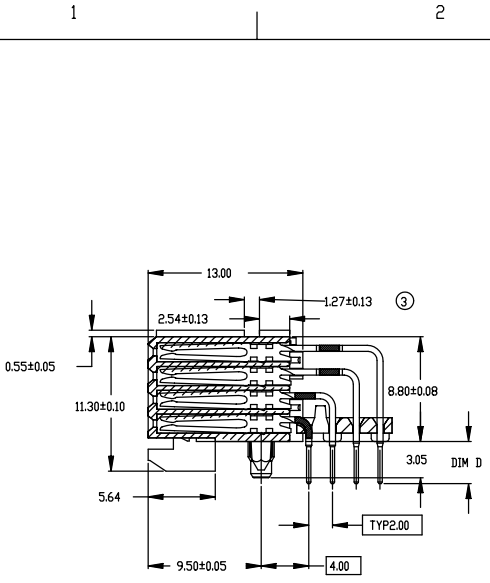
www.fciconnect.com		surface	tolerance std	projection	MM
		ANGULAR	OTHERWISE SPECIFIED	size	Scale
Dr	V. SEBASTIAN	07/14/05	0.X	± 0.50	A4
Eng	J. VDLSTRDF	07/14/05	0.XX	± 0.13	4:1
Chr	J. VDLSTRDF	07/14/05	0.XXX	± -	ECN
Appr	J. VDLSTRDF	07/14/05	Product family	METRAL	Spec ref
FCI		T SERIES R/A RECEPTACLE ASSY, 4 ROW, STB		SE96846	Rev. U
catalog no		CUSTOMER		sheet 3 of 4	

REV 7 - 2004-07

1 2 3 4 PDM: Rev:U STATUS:Released 4 Printed: Dec 01, 2010



Copyright FCI.



	PCB THICKNESS	DIM D	RETENTION FEATURES
HMI F 4_ T A P 400 H__LF	1.60	2.90 ±0.30	PRESS-FIT PEGS
HMI F 4_ T B P 400 H__LF	2.40	3.60 ±0.30	

CATALOG NUMBER DESCRIPTION

PRODUCT FAMILY
HMI = METRAL HMI

PRODUCT TYPE
F = FEMALE SIGNAL, RIGHT ANGLE

NUMBER OF ROWS
4 = 4 ROW

BODY LENGTH
1 = 12.00 (24 POSITION SIGNAL)
2 = 24.00 (48 POSITION SIGNAL)
3 = 48.00 (96 POSITION SIGNAL)
4 = 96.00 (192 POSITION SIGNAL)
9 = NON-STANDARD

MATING CONTACT
T = TWISTED FEMALE

PCB TERMINATION TYPE
A = SOLDER TAIL, FOR 1.60mm PCB
B = SOLDER TAIL, FOR 2.40mm PCB

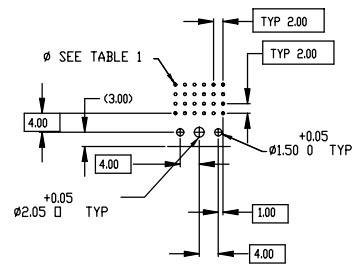
LF = LEAD FREE Sn PLATING ON TAILS
P = PACKAGED IN TRAYS
- = SEE PACKAGE SPEC GS-14-1228

PERFORMANCE LEVEL
6 = TELCORDIA CD
E = CUSTOMER SPECIAL
0.75 um GOLD SELECTIVE PLATING

INSULATING MATERIAL
H = HIGH TEMPERATURE MATERIAL

SPECIAL DATAS:
VISUAL INSPECTION 100%
- MARKING FAILURES
- HOUSING METALLIC FAILURES
- SPOILT HOUSING
- STAINED HOUSING
- BROKEN CONTACTS (Warped or Loosen)

BOARD ATTACHMENT
P = PRESS-FIT RETENTION PEG



RECOMMENDED PC BOARD LAYOUT,
COMPONENT SIDE
SEE PRINT 58351 FOR ADDITIONAL
PCB INFORMATION

www.fciconnect.com		surface	tolerance std	projection	MM
		TOLERANCES UNLESS OTHERWISE SPECIFIED		size	Scale
Dr	V. SEBASTIAN	07/14/05	ANGULAR	0.X	± 0.50
Eng	J. VDLSTRDF	07/14/05	LINEAR	0.XX	± 0.13
Chr	J. VDLSTRDF	07/14/05	0° ±2°	0.XXX	± -
Appr	J. VDLSTRDF	07/14/05	Product family	METRAL	Spec ref
		T SERIES R/A RECEPTACLE ASSY, 4 ROW, STB		SE96846	Rev. U
catalog no		CUSTOMER		sheet 4 of 4	

REV 7 - 2004-07