

Selection Guide


HOURLY METER (LCD TIMER)

Ordering information

L E 8 N - B F

F	Universal voltage input
N	No-voltage (Small signal) input
B	Internal lithium battery
N	DIN W48×H24mm
8	99999999 (Digit)
E	Timer
L	LCD Display

Specifications

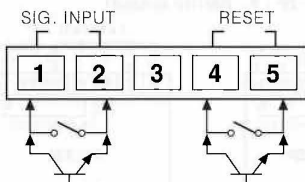
Model	LE8N-BN	LE8N-BF
Digit	8	
Appearances & Dimensions		
Display	LCD Zero Blanking type (Height : 8.7mm)	
Operation method	Count up mode	
Power supply	Internal lithium battery	
Input type	No-voltage input	Universal voltage input
Start input	Residual voltage at short-circuit : Max. 0.5V	Start : 24-240VAC / 6-24VDC Hold : 0-2VAC / 0-2.4VDC
Reset input	No-voltage input	
Min. signal width of Reset	Min. 20ms	
Time range (TS1)	(★1)	9999.59.59 (h.m.s), 99999.59.9 (h.m), 999999.59 (h.m)
Time range (TS2)	(★1)	9999H59.9 (h.m), 99999H59 (h.m), 999999H.9 (h)
Time error	±0.01% (Repeat error, Time error, Temperature error)	
Battery life cycle	Over 10 years (at 20°C)	
External switch	SW1 (Front reset key for Lock), SW2 (Selectable time switch)	
Insulation resistance	Min. 100MΩ (at 500VDC)	
Dielectric strength	(★2)	2000VAC 60Hz for 1 minute
Vibration	Mechanical	0.75mm amplitude at frequency of 10 ~ 55Hz in each of X, Y, Z directions for 1 hour
	Malfunction	0.3mm amplitude at frequency of 10 ~ 55Hz in each of X, Y, Z directions for 10 minutes
Shock	Mechanical	300m/s ² (Approx. 30G) in X, Y, Z directions for 3 times
	Malfunction	100m/s ² (Approx. 10G) in X, Y, Z directions for 3 times
Ambient Temperature	-10 ~ +55°C (at non-freezing status)	
Storage Temperature	-25 ~ +65°C (at non-freezing status)	
Ambient humidity	35 ~ 85%RH	

(★1) Select TS1, TS2 using inner jump pin (JP1).

(★2) No-voltage input: Between input terminals and case, Universal voltage input: Between input terminal and reset input terminal, all terminals and case

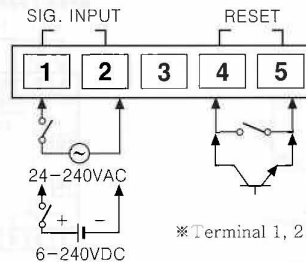
Connection

No-voltage input



- Use reliable contacts enough to flow 10μA of current.
- Terminal 2 and 5 are connected inside. (Non-isolation)

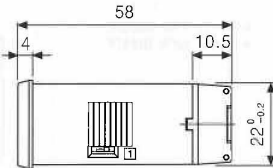
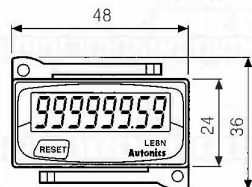
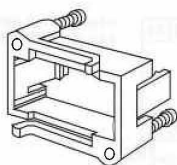
Universal voltage input



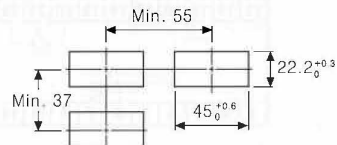
Terminal 1, 2 and 4, 5 are isolated.

Dimensions

Bracket



Panel cut-out



Unit:mm