

# Control stations and enclosures

Plastic control stations XAL D and XAL K  
For Harmony® Ø 22 control and signalling units XB5  
Complete stations (screw clamp terminal connections)

## Start or Stop function

Light grey "RAL 7035" base, dark grey "RAL 7016" lid, lid fixing screws and nut material: stainless steel type A4, AISI 316.

Description	Type of push	Type of contact		Marking	Reference	Weight kg			
		N/O	N/C						
<b>Marking on pushbutton</b>									
1 spring return pushbutton	Flush, green	1	–	I	XAL D102	0.135			
				Marche	XAL D104	0.156			
				Start	XAL D103	0.156			
		1	1	I	XAL D102E	0.165			
				Flush, red	–	1	O	XAL D112	0.156
				Arrêt	XAL D117	0.156			
		1	1	Stop	XAL D114	0.165			
				1	1	O	XAL D112E	0.165	
				Stop	XAL D114E	0.165			
	Projecting, red	–	1	O	XAL D115	0.157			
				Arrêt	XAL D118	0.157			
				Stop	XAL D116	0.157			
<b>Marking on legend holder and legend below head</b>									
1 spring return pushbutton	Flush, green	1	–	Marche	XAL D101	0.157			
				Start	XAL D101H29	0.157			
	Flush, red	–	1	Arrêt	XAL D111	0.157			
				Stop	XAL D111H29	0.157			
1 mushroom head pushbutton, Ø 40 mm, spring return	Red	–	1	Arrêt	XAL D164	0.182			



XAL D102



XAL D115



XAL D101






XAL D111



XAL D164

## Emergency stop or Emergency switching off functions

Light grey "RAL 7035" base, yellow "RAL 1021" lid, lid fixing screws and nut material: stainless steel type A4, AISI 316.

Description	Type	Type of contact		Reference	Weight kg	
		N/O	N/C			
<b>Unmarked</b>						
 XAL K178●	1 mushroom head pushbutton, Ø 40 mm, red Turn to release	Trigger action (1) (2)	–	1	XAL K178	0.194
			–	2	XAL K178F	0.194
			1	1	XAL K178E	0.194
			1	2	XAL K178G	0.194
	Standard (3)	–	1	XAL K174	0.178	
		–	2	XAL K174F	0.188	
		1	1	XAL K174E	0.188	
		1	2	XAL K174G	0.197	
 XAL K188●	1 mushroom head pushbutton, Ø 40 mm, red Key release (key n° 455)	Trigger action (1) (2)	–	1	XAL K188	0.188
			–	2	XAL K188F	0.188
			1	1	XAL K188E	0.188
			1	2	XAL K188G	0.188
	Standard (3)	–	1	XAL K184	0.178	
		–	2	XAL K184F	0.188	
		1	1	XAL K184E	0.188	
		1	2	XAL K184G	0.197	
 XAL K198	1 mushroom head pushbutton, Ø 40 mm, red Push-pull	Trigger action (1) (2)	–	1	XAL K198	0.193
	Standard (3)	–	1	XAL K194	0.183	

(1) Mushroom head Emergency stop trigger action and mechanical latching pushbuttons conform to standards EN/IEC 60204-1 and EN/ISO 13850, to Machinery Directive 2006/42/EC and to standard EN/IEC 60947-5-5.

(2) Your Customer Care Centre may provide a control station type XAL K1●8 with marking of the Emergency stop function and of the logo in conformity with the requests of EN/ISO 13850 standard, paragraph 4.4.6.

(3) Mushroom head switching off mechanical latching pushbuttons conform to standards IEC 60364-5-53 and EN/IEC 60947-5-5. Please consult your Customer Care Centre for full details of these standards and directives.

# Control stations and enclosures

## Plastic control stations XAL D and XAL K

### For Harmony® Ø 22 control and signalling units XB5

#### Complete stations (screw clamp terminal connections)

### Start-Stop function

Light grey "RAL 7035" base, dark grey "RAL 7016" lid, lid fixing screws and nut material: stainless steel type A4, AISI 316.

Description	Type of push	Type of contact		Marking	Reference	Weight	
		N/O	N/C				
<b>Marking on pushbutton (1)</b>							
2 spring return pushbuttons	1 flush, green 1 flush, red	1	–	I	XAL D213	0.233	
		–	1	O	XAL D224	0.233	
			Marche	XAL D215	0.233		
			Arrêt	XAL D215	0.233		
		Start	XAL D215	0.233			
		Stop	XAL D215	0.233			
		1	1	I	XAL D213E	0.252	
		1	1	O	XAL D213E	0.252	
	1 flush, green 1 projecting, red	1	–	I	XAL D214	0.234	
		–	1	O	XAL D214	0.234	
				Start	XAL D225	0.234	
				Stop	XAL D225	0.234	
<b>Marking on legend holder and legend below head</b>							
2 spring return pushbuttons	1 flush, green 1 flush, red	1	–	Marche	XAL D211	0.233	
		–	1	Arrêt	XAL D211	0.233	
				Start	XAL D211H29	0.233	
				Stop	XAL D211H29	0.233	
	1 flush, green 1 flush, green	1	–	Ouverture	XAL D241	0.233	
		1	–	Fermeture	XAL D241	0.233	
1 selector switch	Standard handle	1	–	O-I	XAL D134	0.163	
2-position stay put		1	–	Arrêt-Marche	XAL D132	0.163	
		1	–	O-I	XAL D144	0.187	
	Key switch (key n° 455) key withdrawal from left-hand position	1	–	Arrêt-Marche	XAL D142	0.196	
		1	1	O-I	XAL D144E	0.196	
Description	Type of push	Type of contact		Marking	Pilot light supply	Reference	Weight
		N/O	N/C		V		kg
<b>With pilot light and marking on pushbutton (1)</b>							
2 spring return pushbuttons and 1 pilot light with integral red LED	1 flush, green 1 flush, red	1	–	I	~ 24	XAL D363B	0.261
		–	1	O	~ 120	XAL D363G	0.261
					~ 230	XAL D363M	0.261
<b>With pilot light and marking on legend holder and legend below head</b>							
2 spring return pushbuttons and 1 pilot light with integral red LED	1 flush, green 1 flush, red	1	–	Marche	~ 24	XAL D361B	0.261
		–	1	Arrêt	~ 230	XAL D361M	0.261

(1) Push supplied with cap not clipped-in, allowing orientation through 90° in 360° steps.



XAL D224



XAL D211H29



XAL D134



XAL D144



XAL D363B



XAL D222



XAL D339



XAL D334



XAL D321

**Two function**

Light grey "RAL 7035" base, dark grey "RAL 7016" lid, lid fixing screws and nut material: stainless steel type A4, AISI 316.

Description	Type of push	Type of contact		Marking	Reference	Weight kg
		N/O	N/C			
<b>Marking on pushbutton (1)</b>						
2 spring return pushbuttons	1 flush, white	1	–	↑	XAL D222	0.233
	1 flush, black	1	–	↓		
				→	XAL D223	0.233
				↔		
		1	1	↑	XAL D222E	0.233
		1	1	↓		

**Three function** (light grey "RAL 7035" base, dark grey "RAL 7016" lid)

Description	Type of push	Type of contact		Marking	Reference	Weight kg
		N/O	N/C			
<b>Marking on pushbutton (1)</b>						
3 spring return pushbuttons	1 flush, green	1	–	I	XAL D339	0.298
	1 flush, red	–	1	O		
	1 flush, green	1	–	II		
	1 flush, white	1	–	↑	XAL D324	0.298
	1 flush, red	–	1	O		
	1 flush, black	1	–	↓		
				↑	XAL D326	0.298
				Stop		
				↓		
				→	XAL D334	0.298
				O		
				↔		
		1	1	↑	XAL D324E	0.317
		1	1	O		
		1	1	↓		
	1 flush, white	1	–	↑	XAL D325	0.299
	1 flush, red	–	1	O		
	1 flush, black	1	–	↓		
2 spring return pushbuttons + 1 latching mushroom head pushbutton, Ø 30 mm	1 flush, white	1	–	↑	XAL D328	0.317
	1 mushroom head, red (2)	–	1	O		
	1 flush, black	1	–	↓		

**Marking on legend holder and legend below head**

3 spring return pushbuttons	1 flush, green	1	–	Avant	XAL D311	0.299
	1 flush, red	–	1	Arrêt		
	1 flush, green	–	–	Arrière		
				Montée	XAL D321	0.299
				Arrêt		
				Descente		

(1) Push supplied with cap not clipped-in, allowing orientation through 90° in 360° steps.

(2) Standard turn to release.

816211



XAL D02

Empty control stations (lid fixing screws and nut material: stainless steel type A4, AISI 316)					
Description	Text and logo	Marking of the control station	Number of cut-outs	Reference	Weight kg
Light grey "RAL 7035" base Dark grey "RAL 7016" lid	Without	–	1	XAL D01	0.136
			2	XAL D02	0.193
			3	XAL D03	0.238
			4	XAL D04	0.278
			5	XAL D05	0.322
Light grey "RAL 7035" base Yellow "RAL 1021" lid For Emergency stop function	Without	–	1	XAL K01	0.136
			2	XAL K02	0.193
			3	XAL K03	0.238
			4	XAL K04	0.278
			5	XAL K05	0.322
With text (1) and logo (2)	ARRET D'URGENCE		1	XAL K01HFR	0.136
			1	XAL K01H29	0.136
			1	XAL K01H44	0.136
<b>CSA + UL certified (3)</b>					
Light grey "RAL 7035" base Dark grey "RAL 7016" lid	Without	–	1	XAL D01H7	0.136
			2	XAL D02H7	0.205
			3	XAL D03H7	0.238

PF540E23



XAL K01H29


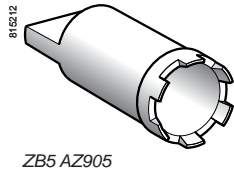
(1) For supply of the text in an other language, please consult your customer care centre.

(2) For complying with ISO 13850 standard, paragraph 4.4.6., Emergency Stop function logo has been added.

(3) Volt-free commoning/earth terminal included.

## Control stations and enclosures

Plastic control stations XAL D and XAL K  
For Harmony® Ø 22 control and signalling units XB5  
Stations for customer assembly: electrical blocks



## Electrical blocks and accessories for mounting in back of enclosure

Description	Description	Colour	Sold in lots of	Unit reference	Weight kg
<b>Electrical blocks with screw clamp terminal connections</b>					
Standard contact blocks (1)	N/O contact	–	5	ZEN L1111	0.015
	N/C contact	–	5	ZEN L1121	0.015
Light blocks with integral LED (1)	~ 24 V	White	5	ZAL VB1	0.015
		Green	5	ZAL VB3	0.015
		Red	5	ZAL VB4	0.015
		Yellow	5	ZAL VB5	0.015
		Blue	5	ZAL VB6	0.015
		~ 110...120 V	White	5	ZAL VG1
		Green	5	ZAL VG3	0.015
		Red	5	ZAL VG4	0.015
		Yellow	5	ZAL VG5	0.015
		Blue	5	ZAL VG6	0.015
	~ 230...240 V	White	5	ZAL VM1	0.015
		Green	5	ZAL VM3	0.015
		Red	5	ZAL VM4	0.015
		Yellow	5	ZAL VM5	0.015
		Blue	5	ZAL VM6	0.015

Description	For use with	Sold in lots of	Unit reference	Weight kg
<b>Accessories for electrical blocks</b>				
Blanking plug	Ø 22 mm units	10	ZB5 SZ3	0.008
Nut	Head fixing	10	ZB5 AZ901	0.002
Volt-free terminal	Commoning/earth	10	XAL Z09	0.003
Bezel tool	For tightening nut ZB5 AZ901	1	ZB5 AZ905	0.016

## Electrical blocks and accessories for mounting beneath heads

Description	Description	Colour	Sold in lots of	Unit reference	Weight kg
<b>Electrical blocks with screw clamp terminal connections (2) (for use with body/fixing collar ZB5 AZ009)</b>					
Standard contact blocks	N/O contact	–	5	ZBE 101	0.016
	N/C contact	–	5	ZBE 102	0.016
Light blocks with integral LED	~ 24 V	White	5	ZBV B1	0.016
		Green	5	ZBV B3	0.016
		Red	5	ZBV B4	0.016
		Yellow	5	ZBV B5	0.016
		Blue	5	ZBV B6	0.016
		~ 110...120 V	White	5	ZBV G1
		Green	5	ZBV G3	0.016
		Red	5	ZBV G4	0.016
		Yellow	5	ZBV G5	0.016
		Blue	5	ZBV G6	0.016
	~ 230...240 V	White	5	ZBV M1	0.016
		Green	5	ZBV M3	0.016
		Red	5	ZBV M4	0.016
		Yellow	5	ZBV M5	0.016
		Blue	5	ZBV M6	0.016

Description	For use with	Level of protection	Unit reference	Weight kg	
<b>Accessories for electrical blocks</b>					
LED suppressors	Electrical light blocks with integral LED	~ 120 V	25...120 VA	ZBV VG	0.010
		~ 230 V	30...230 VA	ZBV VM	0.010
Body/fixing collar	Electrical blocks (contact or light)	–	ZB5 AZ009	0.006	

(1) A maximum of 3 electrical blocks can be fitted per associated head.




















(2) For electrical blocks for printed circuit board connection: please consult your customer care centre.

## Control stations and enclosures

Plastic control stations XAL D and XAL K

For Harmony® Ø 22 control and signalling units XB5

Stations for customer assembly: heads

Heads for spring return pushbuttons - unmarked				
Shape of head	Type of push	Colour of cap	Reference	Weight kg
 ZB5 AA0		Without cap (1)	–	ZB5 AA0 0.022
		Flush, with set of 6 coloured caps	6 colours (2)	ZB5 AA9 0.027
 ZB5 AA5		Flush	White	ZB5 AA1 0.018
		Black	ZB5 AA2 0.018	
		Green	ZB5 AA3 0.018	
		Red	ZB5 AA4 0.018	
		Yellow	ZB5 AA5 0.018	
		Blue	ZB5 AA6 0.018	
		Grey	ZB5 AA8 0.018	
		 ZB5 AP2S		Flush with transparent cap, for insertion of legend (3)
Green	ZB5 AA38 0.018			
Red	ZB5 AA48 0.018			
Yellow	ZB5 AA58 0.018			
Blue	ZB5 AA68 0.018			
 ZB5 AL3		Booted (coloured silicone) Can be replaced without dismantling the head	White	ZB5 AP1S 0.014
		Black	ZB5 AP2S 0.014	
		Green	ZB5 AP3S 0.014	
		Red	ZB5 AP4S 0.014	
		Yellow	ZB5 AP5S 0.014	
		Blue	ZB5 AP6S 0.014	
		 ZB5 AL2		Projecting
Black	ZB5 AL2 0.019			
Green	ZB5 AL3 0.019			
Red	ZB5 AL4 0.019			
Yellow	ZB5 AL5 0.019			
Blue	ZB5 AL6 0.019			
 ZB5 AA14		Flush (high guard)	White	ZB5 AA14 0.020
		Black	ZB5 AA24 0.020	
		Green	ZB5 AA34 0.020	
		Red	ZB5 AA44 0.020	
		Yellow	ZB5 AA54 0.020	
		Blue	ZB5 AA64 0.020	
 ZB5 AA16		Recessed (high guard)	White	ZB5 AA16 0.019
		Black	ZB5 AA26 0.019	
		Green	ZB5 AA36 0.019	
		Red	ZB5 AA46 0.019	
		Yellow	ZB5 AA56 0.019	
		Blue	ZB5 AA66 0.019	
 ZB5 CA1		Flush	White	ZB5 CA1 0.019
		Black	ZB5 CA2 0.019	
		Green	ZB5 CA3 0.019	
		Red	ZB5 CA4 0.019	
		Yellow	ZB5 CA5 0.019	
		Blue	ZB5 CA6 0.019	
 ZB5 CL1		Projecting	White	ZB5 CL1 0.021
		Black	ZB5 CL2 0.021	
		Green	ZB5 CL3 0.021	
		Red	ZB5 CL4 0.021	
		Yellow	ZB5 CL5 0.021	
		Blue	ZB5 CL6 0.021	

(1) Cap to be ordered separately, see page 36032/21.

(2) Head supplied with 6 different coloured caps (white, black, green, red, yellow, blue).

(3) For legend ordering information, see page 36032/20.



ZB5 AA331



ZB5 AA432



ZB5 AL232



ZB5 AC24



ZB5 AC2

## Heads for spring return pushbuttons - marked

Shape of head	Type of push	Marking		Colour of cap	Reference	Weight kg		
		Text	Colour					
	Flush (1)	I	White	Green	ZB5 AA331	0.018		
			Black	White	ZB5 AA131	0.018		
		II	White	Green	ZB5 AA336	0.018		
			Black	White	ZB5 AA136	0.018		
		START	White	Green	ZB5 AA333	0.018		
			Black	White	ZB5 AA133	0.018		
		ON	White	Green	ZB5 AA341	0.018		
			Black	White	ZB5 AA141	0.018		
		MARCHE	White	Green	ZB5 AA342	0.018		
			Black	White	ZB5 AA142	0.018		
				White	Black	ZB5 AA245	0.018	
				Black	White	ZB5 AA145	0.018	
		O		White	Red	ZB5 AA432	0.018	
				Black	Black	ZB5 AA232	0.018	
		ARRET		White	Red	ZB5 AA433	0.018	
				Black	Black	ZB5 AA233	0.018	
		STOP		White	Red	ZB5 AA434	0.018	
				Black	Black	ZB5 AA234	0.018	
		OFF		White	Red	ZB5 AA435	0.018	
				Black	Black	ZB5 AA235	0.018	
UP		Black	White	ZB5 AA343	0.018			
		White	Black	ZB5 AA344	0.018			
DOWN		White	Black	ZB5 AA344	0.018			
		White	Black	ZB5 AA335	0.018			
		White	Black	ZB5 AA335	0.018			
		Black	White	ZB5 AA334	0.018			
	Projecting (1)	O	White	Red	ZB5 AL432	0.019		
			Black	Black	ZB5 AL232	0.019		
		ARRET	White	Red	ZB5 AL433	0.019		
			Black	Black	ZB5 AL233	0.019		
		STOP	White	Red	ZB5 AL434	0.019		
			Black	Black	ZB5 AL234	0.019		
		OFF	White	Red	ZB5 AL435	0.019		
			Black	Black	ZB5 AL235	0.019		
			Flush (1)	I	White	Green	ZB5 CA331	0.019
				O	White	Red	ZB5 CA432	0.019
+	White			Black	ZB5 CA2934	0.019		
	White			Black	ZB5 CA2912	0.019		
R	White			Blue	ZB5 CA6939	0.019		

## Mushroom heads for spring return pushbuttons

Shape of head	Diameter of push mm	Colour of push	Reference	Weight kg
	30	Black	ZB5 AC24	0.027
		Green	ZB5 AC34	0.027
		Red	ZB5 AC44	0.027
		Yellow	ZB5 AC54	0.027
		Blue	ZB5 AC64	0.027
	40	Black	ZB5 AC2	0.046
		Green	ZB5 AC3	0.046
		Red	ZB5 AC4	0.046
		Yellow	ZB5 AC5	0.046
		Blue	ZB5 AC6	0.046

(1) Push supplied with cap not clipped-in, allowing orientation through 90° in 360° steps.



## Control stations and enclosures















Plastic control stations XAL D and XAL K

For Harmony® Ø 22 control and signalling units XB5

Stations for customer assembly: heads

## Mushroom heads for latching pushbuttons

(Emergency stop: colour red)

Shape of head	Type of push	Diameter of push mm	Colour of push	Reference	Weight kg	
 815243  ZB5 AS844		40	Red	ZB5 AT84 (1)	0.050	
		30	Red	ZB5 AS834 (1)	0.042	
 815246  ZB5 AS934		40	Red	ZB5 AS844 (1)	0.046	
			30	Red	ZB5 AS934 (1) (4)	0.068
			40	Red	ZB5 AS944 (1)	0.071
 815246  ZB5 AS934		60	Red	ZB5 AS964 (1)	0.092	
			40	Red	ZB5 AS944D (1)	0.071
			30	Black	ZB5 AT24 (2)	0.044
				Red	ZB5 AT44 (2)	0.044
 815244  ZB5 AT44		40	Black	ZB5 AT2 (2)	0.049	
		30	Red	ZB5 AT4 (2)	0.049	
			Black	ZB5 AS42 (2)	0.040	
			Red	ZB5 AS44 (2)	0.040	
 815245  ZB5 AS54		40	Black	ZB5 AS52 (2)	0.044	
		30	Red	ZB5 AS54 (2)	0.044	
			Yellow	ZB5 AS55 (2)	0.044	
			Black	ZB5 AS72 (2)	0.040	
			40	Red	ZB5 AS74 (2)	0.040
			30	Black	ZB5 AS12 (2)	0.044
Red	ZB5 AS14 (2) (3)			0.044		
	Key release (key n° 4A185)	40	Red	ZB5 AS14D (2)	0.044	

(1) Mushroom head Emergency stop trigger action and mechanical latching pushbuttons conform to standards EN/IEC 60204-1 and EN/ISO 13850, to Machinery Directive 2006/42/EC and to standard EN/IEC 60947-5-5.

(2) Mushroom head switching off mechanical latching pushbuttons conform to standards IEC 60364-5-53 and EN/IEC 60947-5-5. Please consult your customer care centre for full details of these standards and directives.

(3) For specific keys with other numbers, please consult your customer care centre.

(4) Other key numbers:

- key n° 421E: add suffix **12** to the reference.
- key n° 458A: add suffix **10** to the reference.
- key n° 520E: add suffix **14** to the reference.
- key n° 3131A: add suffix **20** to the reference.

Example: The reference for a Ø 40 mushroom head for a trigger action latching pushbutton with release by key n° 421E becomes: **ZB5 AS94412**.

Plastic control stations XAL D and XAL K  
For Harmony® Ø 22 control and signalling units  
XB5Stations for customer assembly: heads



ZB5 AD2

## Heads for selector switches (1)

Shape of head	Type of operator	Number and type of positions		Reference	Weight kg
	Standard handle, black	2 - stay put		ZB5 AD2	0.017
		2 - spring return from right to left		ZB5 AD4	0.020
		3 - stay put		ZB5 AD3	0.017
		3 - spring return to centre		ZB5 AD5	0.017
		3 - spring return from left to centre		ZB5 AD7	0.017
		3 - spring return from right to centre		ZB5 AD8	0.017
	Standard handle, white	2 - stay put		ZB5 AD201	0.017
		2 - spring return from right to left		ZB5 AD401	0.020
		3 - stay put		ZB5 AD301	0.017
		3 - spring return to centre		ZB5 AD501	0.017
		3 - spring return from left to centre		ZB5 AD701	0.017
		3 - spring return from right to centre		ZB5 AD801	0.017
	Standard handle, green	2 - stay put		ZB5 AD203	0.017
		2 - spring return from right to left		ZB5 AD403	0.020
		3 - stay put		ZB5 AD303	0.017
		3 - spring return to centre		ZB5 AD503	0.017
		3 - spring return from left to centre		ZB5 AD703	0.017
		3 - spring return from right to centre		ZB5 AD803	0.017

(1) Can only be used for actuation of end of row (side) mounted contacts.

## Control stations and enclosures



























Plastic control stations XAL D and XAL K

For Harmony® Ø 22 control and signalling units XB5

Stations for customer assembly: heads



ZB5 AD●●●

Heads for selector switches (1) (continued)					
Shape of head	Type of operator	Number and type of positions		Reference	Weight kg
	Standard handle, red	2 - stay put		ZB5 AD204	0.017
		2 - spring return from right to left		ZB5 AD404	0.020
		3 - stay put		ZB5 AD304	0.017
		3 - spring return to centre		ZB5 AD504	0.017
		3 - spring return from left to centre		ZB5 AD704	0.017
		3 - spring return from right to centre		ZB5 AD804	0.017
	Standard handle, yellow	2 - stay put		ZB5 AD205	0.017
		2 - spring return from right to left		ZB5 AD405	0.020
		3 - stay put		ZB5 AD305	0.017
		3 - spring return to centre		ZB5 AD505	0.017
		3 - spring return from left to centre		ZB5 AD705	0.017
		3 - spring return from right to centre		ZB5 AD805	0.017
	Standard handle, blue	2 - stay put		ZB5 AD206	0.017
		2 - spring return from right to left		ZB5 AD406	0.020
		3 - stay put		ZB5 AD306	0.017
		3 - spring return to centre		ZB5 AD506	0.017
		3 - spring return from left to centre		ZB5 AD706	0.017
		3 - spring return from right to centre		ZB5 AD806	0.017
	Long handle, black	2 - stay put		ZB5 AJ2	0.017
		2 - spring return from right to left		ZB5 AJ4	0.020
		3 - stay put		ZB5 AJ3	0.017
		3 - spring return to centre		ZB5 AJ5	0.017
		3 - spring return from left to centre		ZB5 AJ7	0.017
		3 - spring return from right to centre		ZB5 AJ8	0.017

(1) Can only be used for actuation of end of row (side) mounted contacts.

## Control stations and enclosures

Plastic control stations XAL D and XAL K

For Harmony® Ø 22 control and signalling units XB5

Stations for customer assembly: heads



ZB5 AD39



## Heads for selector switches (1) (continued)

Shape of head	Type of operator	Number and type of positions (2)	Reference	Weight kg
	Knurled knob, black	2 - stay put	ZB5 AD29	0.020
		2 - spring return from right to left	ZB5 AD49	0.024
		3 - stay put	ZB5 AD39	0.020
		3 - spring return to centre	ZB5 AD59	0.020
		3 - spring return from left to centre	ZB5 AD79	0.020
		3 - spring return from right to centre	ZB5 AD89	0.020
	Key switch with key n° 455 (4)	2 - stay put	ZB5 AG2 (3)	0.057
			ZB5 AG02 (3)	0.057
			ZB5 AG4 (3)	0.057
		2 - spring return from right to left	ZB5 AG6 (3)	0.061
		3 - stay put	ZB5 AG0 (3)	0.057
			ZB5 AG3 (3)	0.057
			ZB5 AG5 (3)	0.057
			ZB5 AG9 (3)	0.057
			ZB5 AG09 (3)	0.057
		3 - spring return from left to centre	ZB5 AG1 (3)	0.057
		3 - spring return to centre	ZB5 AG7 (3)	0.057
		3 - spring return from right to centre	ZB5 AG8 (3)	0.057
	ZB5 AG08 (3)	0.057		

(1) Can only be used for actuation of end of row (side) mounted contacts.

(2) The symbol "∩" indicates key withdrawal position(s).

(3) Other key numbers:

- key n° 421E: add suffix **12** to the reference,
- key n° 458A: add suffix **10** to the reference,
- key n° 520E: add suffix **14** to the reference,
- key n° 3131A: add suffix **20** to the reference.

Example:

For a key switch head with key n° 421E, 2-position stay put with key withdrawal from the left-hand position, the reference becomes: **ZB5 AG212**.


(4) For specific keys with other numbers, please consult your customer care centre.

# Control stations and enclosures

Plastic control stations XAL D and XAL K  
For Harmony® Ø 22 control and signalling units XB5  
Stations for customer assembly: heads



Heads for selector switches (1) (continued)					
Shape of head	Type of operator	Number and type of positions (2)		Reference	Weight kg
	Key switch with key n° 8D1	2 - stay put		ZB5 AG2D	0.057
				ZB5 AG02D	0.057
				ZB5 AG4D	0.057
		2 - spring return from right to left		ZB5 AG6D	0.061
			3 - stay put		ZB5 AG0D
				ZB5 AG3D	0.057
				ZB5 AG5D	0.057
				ZB5 AG9D	0.057
				ZB5 AG09D	0.057
				ZB5 AG03D	0.057
				ZB5 AG04D	0.057
		3 - spring return from left to centre			ZB5 AG06D
				ZB5 AG1D	0.057
				ZB5 AG07D	0.057
		3 - spring return from right to centre		ZB5 AG8D	0.057
				ZB5 AG08D	0.057
				ZB5 AG05D	0.057
		3 - spring return to centre		ZB5 AG7D	0.057



Heads for toggle switches					
Shape of head	Description	Lever	Type of position	Reference	Weight kg
	2-position	Black	Stay put	ZB5 AD28	0.023
			Spring return	ZB5 AD48	0.023
		White	Stay put	ZB5 AD2801	0.023
			Stay put	ZB5 AD2804	0.023
			Stay put	ZB5 AD2806	0.023
			Stay put	ZB5 AD2806	0.023

(1) Can only be used for actuation of end of row (side) mounted contacts.  
(2) The symbol "∩" indicates key withdrawal position(s).

## Control stations and enclosures

Plastic control stations XAL D and XAL K

For Harmony® Ø 22 control and signalling units XB5





Stations for customer assembly: heads

815314



ZB5 AV053

## Heads for pilot lights

Shape of head	For use with body comprising light source type	Colour of lens	Reference	Weight kg
<b>With plain lens</b>				
	With integral LED <b>Protected LED</b>	White	ZB5 AV013	0.017
		Green	ZB5 AV033	0.017
		Red	ZB5 AV043	0.017
		Yellow	ZB5 AV053	0.017
		Blue	ZB5 AV063	0.017
	With integral LED <b>Protected LED</b>	White	ZB5 CV013	0.020
		Green	ZB5 CV033	0.020
		Red	ZB5 CV043	0.020
		Yellow	ZB5 CV053	0.020
		Blue	ZB5 CV063	0.020
		5 colours (1)	ZB5 CV003	0.028
<b>With plain lens, for insertion of legend (2)</b>				
	With integral LED <b>Protected LED</b>	White	ZB5 AV013E	0.017
		Green	ZB5 AV033E	0.017
		Red	ZB5 AV043E	0.017
		Yellow	ZB5 AV053E	0.017
		Blue	ZB5 AV063E	0.017
<b>With grooved lens (3)</b>				
	With integral LED <b>Protected LED</b>	White	ZB5 AV013S	0.017
		Green	ZB5 AV033S	0.017
		Red	ZB5 AV043S	0.017
		Yellow	ZB5 AV053S	0.017
		Blue	ZB5 AV063S	0.017

815315



ZB5 AW313

815316



ZB5 AW363

815317








ZB5 AW143

815318



ZB5 CW313

## Heads for spring return illuminated pushbuttons

Shape of head	Type of push	Colour	Reference	Weight kg
<b>Only for use with bodies comprising a light source with integral LED</b>				
	Flush, plain lens	White	ZB5 AW313	0.017
		Green	ZB5 AW333	0.017
		Red	ZB5 AW343	0.017
		Yellow	ZB5 AW353	0.017
		Blue	ZB5 AW363	0.017
	Flush, grooved lens (3)	White	ZB5 AW313S	0.016
		Green	ZB5 AW333S	0.016
		Red	ZB5 AW343S	0.016
		Yellow	ZB5 AW353S	0.016
		Blue	ZB5 AW363S	0.016
	Flush for insertion of legend (1)	White	ZB5 AA18	0.018
		Green	ZB5 AA38	0.018
		Red	ZB5 AA48	0.018
		Yellow	ZB5 AA58	0.018
		Blue	ZB5 AA68	0.018
	Projecting	White	ZB5 AW113	0.018
		Green	ZB5 AW133	0.018
		Red	ZB5 AW143	0.018
		Yellow	ZB5 AW153	0.018
		Blue	ZB5 AW163	0.018
	Flush for insertion of legend (1)	White	ZB5 CW313	0.023
		Green	ZB5 CW333	0.023
		Red	ZB5 CW343	0.023
		Yellow	ZB5 CW353	0.023
		Blue	ZB5 CW363	0.023

(1) Head supplied with 5 different coloured lenses (white, green, red, yellow, blue) for insertion of legend. For legend ordering information: see page 36032/20.

(2) For legend ordering information: see page 36032/20.

(3) For use in bright ambient light conditions (outdoors in sunlight, for example).

## Other versions

Heads for flush pushbuttons with illuminated ring.  
Please consult your customer care centre.






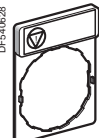




## Control stations and enclosures

Plastic control stations XAL D and XAL K

For Harmony® Ø 22 control and signalling units XB5

Stations for customer assembly: heads

## Heads for illuminated selector switches with standard handle

Shape of head	Number and type of positions	Colour of handle	Reference	Weight kg
<b>Only for use with bodies comprising a light source with integral LED</b>				
				
 106225 ZB5 AK1263	2 - stay put 	White	ZB5 AK1213	0.021
		Green	ZB5 AK1233	0.021
		Red	ZB5 AK1243	0.021
		Yellow	ZB5 AK1253	0.021
		Blue	ZB5 AK1263	0.021
 106277 ZB5 AK1463	2 - spring return from right to left 	White	ZB5 AK1413	0.021
		Green	ZB5 AK1433	0.021
		Red	ZB5 AK1443	0.021
		Yellow	ZB5 AK1453	0.021
		Blue	ZB5 AK1463	0.021
 DF540628 ZBY 4140	3 - stay put 	White	ZB5 AK1313	0.021
		Green	ZB5 AK1333	0.021
		Red	ZB5 AK1343	0.021
		Yellow	ZB5 AK1353	0.021
		Blue	ZB5 AK1363	0.021
	3 - spring return to centre 	White	ZB5 AK1513	0.021
		Green	ZB5 AK1533	0.021
		Red	ZB5 AK1543	0.021
		Yellow	ZB5 AK1553	0.021
		Blue	ZB5 AK1563	0.021
	3 - spring return from right to centre 	White	ZB5 AK1813	0.021
		Green	ZB5 AK1833	0.021
		Red	ZB5 AK1843	0.021
		Yellow	ZB5 AK1853	0.021
		Blue	ZB5 AK1863	0.021
	3 - spring return from left to centre 	White	ZB5 AK1713	0.021
		Green	ZB5 AK1733	0.021
		Red	ZB5 AK1743	0.021
		Yellow	ZB5 AK1753	0.021
		Blue	ZB5 AK1763	0.021

## Heads for Ø 40 illuminated, latching, mushroom head pushbuttons (1)

Shape of head	Type of push	Colour of push	Reference	Weight kg
<b>Only for use with bodies comprising a light source with integral LED</b>				
				
 103547 ZB5 AW743	Turn to release 	White	ZB5 AW713	0.022
		Green	ZB5 AW733	0.022
		Red	ZB5 AW743	0.022
		Yellow	ZB5 AW753	0.022
		Blue	ZB5 AW763	0.022

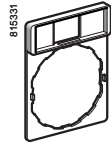
(1) Use electrical blocks type ZBE 10, specifically designed for "mounting beneath heads", see page 36032/7.

## Control stations and enclosures

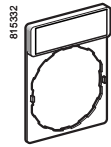
Plastic control stations XAL D and XAL K

For Harmony® Ø 22 control and signalling units XB5

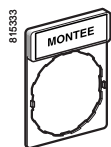
Stations for customer assembly: accessories




ZBZ 32



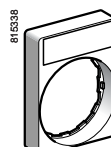
ZBY ●101



ZBY 2107



ZBZ 34



ZBY ●H101

Standard (30 x 40 mm) legend holders for 8 x 27 mm legends <sup>(1)</sup>

Description	Legend		Sold in lots of	Unit reference	Weight kg		
	Colour	Marking					
<b>Without legend</b>	–	–	10	ZBZ 32	0.001		
<b>With blank legend</b> (for engraving)	Black or red background	–	10	ZBY 2101	0.002		
	White or yellow background	–	10	ZBY 4101	0.002		
<b>With 8 x 27 mm legend</b> (with international marking)	Black or red background	O (black background)	1	ZBY 2146	0.002		
		O (red background)	1	ZBY 2931	0.002		
		I	1	ZBY 2147	0.002		
		II	1	ZBY 2148	0.002		
		O-I	1	ZBY 2178	0.002		
		I-II	1	ZBY 2179	0.002		
		I-O-II	1	ZBY 2186	0.002		
		AUTO	1	ZBY 2115	0.002		
		STOP	1	ZBY 2304	0.002		
		Yellow background		1	ZBY 4140 <sup>(2)</sup>	0.002	
		<b>With 8 x 27 mm legend</b> (with French language marking)	Black or red background <sup>(3)</sup>	ARRET (red background)	1	ZBY 2104	0.002
				ARRET (black background)	1	ZBY 0104	0.002
				ARRET GENERAL	1	ZBY 2129	0.002
				ARRET REARMEMENT	1	ZBY 2133	0.002
ARRET MARCHÉ	1			ZBY 2166	0.002		
ARRIERE	1			ZBY 2106	0.002		
AUTO CYCLE-CYCLE	1			ZBY 2198	0.002		
AUTO CYCLE-MAIN	1			ZBY 2199	0.002		
AUTO-MAIN	1			ZBY 2164	0.002		
AUTO-O-MAIN	1			ZBY 2185	0.002		
AVANT	1			ZBY 2105	0.002		
AVANT-O-ARRIERE	1			ZBY 2184	0.002		
C-P-C NORMAL	1			ZBY 2165	0.002		
CYCLE-MAIN	1			ZBY 2197	0.002		
DECLENCHEMENT	1			ZBY 2132	0.002		
DEFAUT (black background)	1			ZBY 2134	0.002		
DEFAUT (red background)	1			ZBY 2135	0.002		
DEPART CYCLE	1			ZBY 2195	0.002		
DESCENTE	1			ZBY 2108	0.002		
DROITE	1			ZBY 2109	0.002		
ENCLANCHEMENT	1			ZBY 2131	0.002		
EN SERVICE	1			ZBY 2111	0.002		
FERMETURE	1			ZBY 2114	0.002		
GAUCHE	1			ZBY 2110	0.002		
HORS SERVICE	1			ZBY 2112	0.002		
HORS-EN	1			ZBY 2167	0.002		
LENT	1			ZBY 2127	0.002		
MAIN	1			ZBY 2116	0.002		
MARCHE	1			ZBY 2103	0.002		
MONTEE	1			ZBY 2107	0.002		
OUVERTURE	1			ZBY 2113	0.002		
PHASE / PHASE	1			ZBY 2196	0.002		
REARMEMENT (red bckgrnd.)	1			ZBY 2123	0.002		
REARMEMENT (black bckgrnd.)	1			ZBY 0123	0.002		
SOUS TENSION	1	ZBY 2126	0.002				
VITE	1	ZBY 2128	0.002				
Red background	ARRET D'URGENCE	1	ZBY 2130 <sup>(2)</sup>	0.002			

## 30 x 40 mm legend holders (flush mounting with bezel) for 8 x 27 mm legends

Description	For use with	Colour	Sold in lots of	Unit reference	Weight kg
<b>Without legend</b>	Circular heads	–	10	ZBZ 34	0.003
	Square heads	–	10	ZBC Z34	0.002
<b>With blank legend</b>	Circular heads	Black or red background	10	ZBY 2H101	0.004
		White or yellow background	10	ZBY 4H101	0.004
	Square heads	Black or red background	10	ZBC Y2H101	0.002
		White or yellow background	10	ZBC Y4H101	0.002

<sup>(1)</sup> Legends: see page 36032/18.<sup>(2)</sup> For complying with ISO 13850 standard, paragraph 4.4.6., Emergency Stop function logo has been added.<sup>(3)</sup> "Start" functions: white characters on black background. "Stop" functions: white characters on red background (unless otherwise stated above).



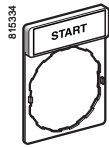
## Control stations and enclosures

Plastic control stations XAL D and XAL K

For Harmony® Ø 22 control and signalling units XB5

Stations for customer assembly: accessories

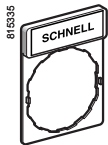
## Standard (30 x 40 mm) legend holders with 8 x 27 mm legend (continued)



ZBY 2303



ZBY 0140

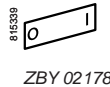
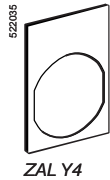


ZBY 2228


Description	Legend		Reference	Weight kg		
	Colour	Marking				
With 8 x 27 mm legend (with English marking)	Black or red background (1)	AUTO-HAND	ZBY 2364	0.002		
		AUTO-O-HAND	ZBY 2385	0.002		
		CLOSE	ZBY 2314	0.002		
		DOWN	ZBY 2308	0.002		
		FAST	ZBY 2328	0.002		
		FORWARD	ZBY 2305	0.002		
		HAND	ZBY 2316	0.002		
		HAND-OFF-AUTO	ZBY 2387	0.002		
		INCH	ZBY 2321	0.002		
		LEFT	ZBY 2310	0.002		
		OFF	ZBY 2312	0.002		
		OFF-ON	ZBY 2367	0.002		
		ON	ZBY 2311	0.002		
		OPEN	ZBY 2313	0.002		
		POWER ON	ZBY 2326	0.002		
		RESET (red background)	ZBY 2323	0.002		
		RESET (black background)	ZBY 2322	0.002		
		REVERSE	ZBY 2306	0.002		
		RIGHT	ZBY 2309	0.002		
		RUN	ZBY 2334	0.002		
		SLOW	ZBY 2327	0.002		
		START	ZBY 2303	0.002		
		STOP-START	ZBY 2366	0.002		
		UP	ZBY 2307	0.002		
			Red background	EMERGENCY STOP	ZBY 2330 (2)	0.002
		With 8 x 27 mm legend (with German marking)	Black or red background (1)	AB	ZBY 2208	0.002
				AUF	ZBY 2207	0.002
AUS	ZBY 2204			0.002		
AUS-EIN	ZBY 2266			0.002		
AUS-IN BETRIEB	ZBY 2267			0.002		
AUS-RUCKSTELLUND	ZBY 2233			0.002		
AUSSCHALTEN	ZBY 2232			0.002		
AUTO-HAND	ZBY 2364			0.002		
AUTO-O-HAND	ZBY 2385			0.002		
AUTOZYKL-HAND	ZBY 2299			0.002		
AUTOZYKL-1 ZYKL	ZBY 2298			0.002		
C-P-C-NORMAL	ZBY 2265			0.002		
EIN	ZBY 2203			0.002		
EINSCHALTEN	ZBY 2231			0.002		
HAND	ZBY 2316			0.002		
LANGSAM	ZBY 2227			0.002		
LINKS	ZBY 2210			0.002		
NOT-AUS (red background)	ZBY 2230			0.002		
ÖFFNEN	ZBY 2213			0.002		
RECHTS	ZBY 2209			0.002		
RUCKSTELLUNG	ZBY 2223			0.002		
SCHLIESSEN	ZBY 2214			0.002		
SCHNELL	ZBY 2228			0.002		
SPANNUNG EIN	ZBY 2226			0.002		
STEUERUNG AUS	ZBY 2212			0.002		
STEUERUNG EIN	ZBY 2211			0.002		
STORUNG (black background)	ZBY 2234			0.002		
STORUNG (red background)	ZBY 2235			0.002		
VOR	ZBY 2205			0.002		
VOR-O-ZURUCK	ZBY 2284			0.002		
ZURUCK	ZBY 2206			0.002		
ZYKLUS-HAND	ZBY 2297			0.002		
ZYKLUS-START	ZBY 2295			0.002		
	Red background	NOT-HALT	ZBY 2229 (2)	0.002		
	Yellow background	NOT-HALT	ZBY 22420001 (2)	0.002		

(1) "Start" functions: white characters on black background. "Stop" functions: white characters on red background (unless otherwise stated above).

(2) For complying with ISO 13850 standard, paragraph 4.4.6., Emergency Stop function logo  has been added.



Legends (30 x 42 mm) for engraving						
Description	Colour of background	Sold in lots of	Unit reference	Weight kg		
Legends for engraving 2 lines of text	Black or red	10	ZAL Y2	0.001		
	White or yellow	10	ZAL Y4	0.001		
Legends (8 x 27 mm) for engraving						
For use with	Colour of background	Sold in lots of	Unit reference	Weight kg		
30 x 40 mm legend holder	Black or red	10	ZBY 0101	0.001		
	White or yellow	10	ZBY 0102	0.001		
	Yellow	10	ZBY 0140 (1)	0.001		
Sheets of 76 (8 x 27 mm) peel-off legends						
For use with	Supplied with	Sold in lots of	Unit reference	Weight kg		
30 x 40 mm legend holders ZBZ 32 and ZBZ 34	Backing board and protective transparent cover	10	ZBY 4100	0.043		
8 x 27 mm marked legends (for 30 x 40 mm legend holders ZBZ 32 and ZBZ 34)						
Language	Colour of background	Marking	Reference	Weight kg		
International	Black or red (2)	O (black background)	ZBY 02146	0.001		
		O (red background)	ZBY 02931	0.001		
		I	ZBY 02147	0.001		
		II	ZBY 02148	0.001		
		O-I	ZBY 02178	0.001		
		I-II	ZBY 02179	0.001		
		I-O-II	ZBY 02186	0.001		
		AUTO	ZBY 02115	0.001		
		STOP	ZBY 02304	0.001		
		French	Black or red (2)	ARRET (red background)	ZBY 02104	0.001
				ARRET (black background)	ZBY 00104	0.001
				ARRET GENERAL	ZBY 02129	0.001
				ARRET REARMEMENT	ZBY 02133	0.001
				ARRET-MARCHE	ZBY 02166	0.001
				ARRIERE	ZBY 02106	0.001
				AUTO CYCLE-CYCLE	ZBY 02198	0.001
				AUTO CYCLE-MAIN	ZBY 02199	0.001
AUTO-MAIN	ZBY 02164			0.001		
AUTO-O-MAIN	ZBY 02185			0.001		
AVANT	ZBY 02105			0.001		
AVANT-O-ARRIERE	ZBY 02184			0.001		
C-P-C-NORMAL	ZBY 02165			0.001		
CYCLE-MAIN	ZBY 02197			0.001		
DECLENCHEMENT	ZBY 02132			0.001		
DEFAULT (black background)	ZBY 02134			0.001		
DEFAULT (red background)	ZBY 02135			0.001		
DEPART CYCLE	ZBY 02195			0.001		
DESCENTE	ZBY 02108			0.001		
DROITE	ZBY 02109			0.001		
ENCLENCHEMENT	ZBY 02131			0.001		
EN SERVICE	ZBY 02111			0.001		
FERMETURE	ZBY 02114			0.001		
GAUCHE	ZBY 02110			0.001		
HORS SERVICE	ZBY 02112			0.001		
HORS-EN	ZBY 02167			0.001		
LENT	ZBY 02127			0.001		
MAIN	ZBY 02116			0.001		
MARCHE	ZBY 02103			0.001		
MONTEE	ZBY 02107			0.001		
OUVERTURE	ZBY 02113			0.001		
PHASE / PHASE	ZBY 02196			0.001		
REARMEMENT (red background)	ZBY 02123			0.001		
REARMEMENT (black background)	ZBY 00123			0.001		
SOUS TENSION	ZBY 02126			0.001		
VITE	ZBY 02128			0.001		
Red	ARRET D'URGENCE			ZBY 02130 (1)	0.001	

(1) For complying with ISO 13850 standard, paragraph 4.4.6., Emergency Stop function logo  has been added.

(2) "Start" functions: white characters on black background. "Stop" functions: white characters on red background (unless otherwise stated above).

**8 x 27 mm marked legends** (for 30 x 40 mm legend holders ZBZ 32 and ZBZ 34) (continued)

Language	Colour of background	Marking	Reference	Weight kg	
English	Black or red (1)	AUTO-HAND	ZBY 02364	0.001	
		AUTO-O-HAND	ZBY 02385	0.001	
		CLOSE	ZBY 02314	0.001	
		DOWN	ZBY 02308	0.001	
		FAST	ZBY 02328	0.001	
		FORWARD	ZBY 02305	0.001	
		HAND	ZBY 02316	0.001	
		HAND-OFF-AUTO	ZBY 02387	0.001	
		INCH	ZBY 02321	0.001	
		LEFT	ZBY 02310	0.001	
		OFF	ZBY 02312	0.001	
		OFF-ON	ZBY 02367	0.001	
		ON	ZBY 02311	0.001	
		OPEN	ZBY 02313	0.001	
		POWER ON	ZBY 02326	0.001	
		RESET (red background)	ZBY 02323	0.001	
		RESET (black background)	ZBY 02322	0.001	
		REVERSE	ZBY 02306	0.001	
		RIGHT	ZBY 02309	0.001	
		RUN	ZBY 02334	0.001	
		SLOW	ZBY 02327	0.001	
		START	ZBY 02303	0.001	
		STOP-START	ZBY 02366	0.001	
		UP	ZBY 02307	0.001	
		Red	EMERGENCY STOP	ZBY 02330 (2)	0.001
		German	Black or red (1)	AB	ZBY 02208
AUF	ZBY 02207			0.001	
AUS	ZBY 02204			0.001	
AUS-EIN	ZBY 02266			0.001	
AUS-IN BETRIEB	ZBY 02267			0.001	
AUS-RUCKSTELLUNG	ZBY 02233			0.001	
AUSSCHALLEN	ZBY 02232			0.001	
AUTO-HAND	ZBY 02364			0.001	
AUTO-O-HAND	ZBY 02385			0.001	
AUTOZYKL-HAND	ZBY 02299			0.001	
AUTOZYKL- 1 ZYKL	ZBY 02298			0.001	
C-P-C-NORMAL	ZBY 02265			0.001	
EIN	ZBY 02203			0.001	
EINSCHALTEN	ZBY 02231			0.001	
HAND	ZBY 02316			0.001	
LANGSAM	ZBY 02227			0.001	
LINKS	ZBY 02210			0.001	
NOT-AUS (red background)	ZBY 02230			0.001	
ÖFFNEN	ZBY 02213			0.001	
RECHTS	ZBY 02209			0.001	
RUCKSTELLUNG	ZBY 02223			0.001	
SCHLIESSEN	ZBY 02214			0.001	
SCHNELL	ZBY 02228			0.001	
SPANNUNG EIN	ZBY 02226			0.001	
STEUERUNG AUS	ZBY 02212			0.001	
STEUERUNG EIN	ZBY 02211			0.001	
STORUNG (black background)	ZBY 02234			0.001	
STORUNG (red background)	ZBY 02235			0.001	
VOR	ZBY 02205			0.001	
VOR-O-ZURUCK	ZBY 02284			0.001	
ZURUCK	ZBY 02206			0.001	
ZYKLUS-HAND	ZBY 02297			0.001	
ZYKLUS-START	ZBY 02295			0.001	
Red	NOT-HALT	ZBY 02229 (2)	0.001		
Yellow	NOT-HALT	ZBY 022420001 (2)	0.001		

81E5341

START

ZBY 02303

81E5342

SCHNELL

ZBY 02228

DF540548



XBY2U

(1) "Start" functions: white characters on black background. "Stop" functions: white characters on red background (unless otherwise stated above).

(2) For complying with ISO 13850 standard, paragraph 4.4.6., Emergency Stop function logo  has been added.


## Control stations and enclosures

Plastic control stations XAL D and XAL K

For Harmony® Ø 22 control and signalling units XB5

Stations for customer assembly: accessories

815344



ZBY 1●●●

DF54058



XBY 2U

DF53840



ZBY 9130

DF53842



ZBY 9160

## Legends for pushbuttons, switches and pilot lights XB5 A

Description	Marking	Sold in lots of	Unit reference	Weight kg	
Sheets of 66 circular peel-off transparent self-adhesive legends	Without	10	ZBY 1101	0.017	
	International	O	10	ZBY 1146	0.017
		I	10	ZBY 1147	0.017
		II	10	ZBY 1148	0.017
		III	10	ZBY 1149	0.017
		AUTO	10	ZBY 1115	0.017
		STOP	10	ZBY 1304	0.017
		↑	10	ZBY 1912	0.017
		French	ARRET	10	ZBY 1104
	ARRIERE		10	ZBY 1106	0.017
	AVANT		10	ZBY 1105	0.017
	AUTO		10	ZBY 1115	0.017
	DESCENTE		10	ZBY 1108	0.017
	MAIN		10	ZBY 1116	0.017
	MARCHE		10	ZBY 1103	0.017
	MONTEE		10	ZBY 1107	0.017
	English	HAND	10	ZBY 1316	0.017
		OFF	10	ZBY 1312	0.017
		ON	10	ZBY 1311	0.017
		START	10	ZBY 1303	0.017
German	AB	10	ZBY 1208	0.017	
	AUF	10	ZBY 1207	0.017	
	AUS	10	ZBY 1204	0.017	
	EIN	10	ZBY 1203	0.017	
	ZU	10	ZBY 1214	0.017	
Strip of 66 square peel-off transparent self-adhesive legends	Without	10	ZBC Y1101	0.017	

## "SIS Label" labelling software (for legend sheets ZBY 1101, ZBY 4100 and ZBC Y1101)

Application	Reference	Weight kg
Legend design for English, French, German, Italian and Spanish	XBY 2U	0.100


## Circular yellow legends for mushroom head pushbuttons

Used for "Emergency stop" function (1)

Diameter mm	Conforming to standards	Marking on yellow background	Reference	Weight kg
60	EN/IEC 60204-1 and EN/ISO 13850	–	ZBY 9140	0.004
		ARRET D'URGENCE	ZBY 9130	0.004
		EMERGENCY STOP	ZBY 9330	0.004
		NOT-HALT	ZBY 9230	0.004
		PARADA DE EMERGENCIA	ZBY 9430	0.004
		ARRESTO DE EMERGENZA	ZBY 9630	0.004
		–	ZBY 8140	0.008
90	EN/IEC 60204-1 and EN/ISO 13850	–	ZBY 8140	0.008
		ARRET D'URGENCE	ZBY 8130	0.008
		EMERGENCY STOP	ZBY 8330	0.008
		NOT-HALT	ZBY 8230	0.008
		PARADA DE EMERGENCIA	ZBY 8430	0.008
		ARRESTO DE EMERGENZA	ZBY 8630	0.008
		–	ZBY 8140	0.008

Used for "Emergency switching off" function

Diameter mm	Conforming to standards	Marking on yellow background	Reference	Weight kg
60	EN/IEC 60204-1	–	ZBY 9101	0.004
		COUPURE D'URGENCE	ZBY 9160	0.004
		EMERGENCY SWITCHING OFF	ZBY 9360	0.004
		NOT-AUS	ZBY 9260	0.004
		DESCONEXION DE EMERGENCIA	ZBY 9460	0.004
		INTERRUZIONE DI EMERGENZA	ZBY 9660	0.004
90	EN/IEC 60204-1	–	ZBY 8101	0.008
		COUPURE D'URGENCE	ZBY 8160	0.008
		EMERGENCY SWITCHING OFF	ZBY 8360	0.008
		NOT-AUS	ZBY 8260	0.008
		DESCONEXION DE EMERGENCIA	ZBY 8460	0.008
		INTERRUZIONE DI EMERGENZA	ZBY 8660	0.008

(1) For complying with ISO 13850 standard, paragraph 4.4.6., Emergency Stop function logo  has been added.

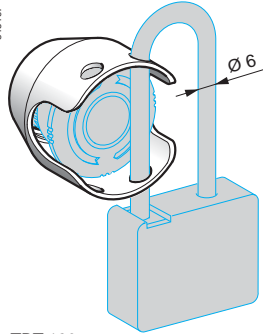
# Control stations and enclosures

Plastic control stations XAL D and XAL K

For Harmony® Ø 22 control and signalling units XB5

Stations for customer assembly: accessories

815197



ZBZ 160●

815347



ZBA ●

815348



ZBL ●

815349



ZBA 333

## Metal guards (1)

Description	For use with	Colour	Reference	Weight kg
<b>Metal guards</b> Padlockable	Emergency stop function only with the following Ø 40 trigger action pushbuttons: XB5 AT8●, XB5 AS8●, XB5 AS9●, ZB5 AT8●, ZB5 AS8●, ZB5 AS9●.	Chromium plated	<b>ZBZ 1600</b>	0.046
		Black	<b>ZBZ 1602</b>	0.046
		Red	<b>ZBZ 1604</b>	0.046
		Blue	<b>ZBZ 1605</b>	0.046

## Pushbutton caps - unmarked

For use with	Cap Type	Colour	Sold in lots of	Unit reference	Weight kg	
<b>Circular pushbutton heads</b> ZB5 AA supplied without cap	Flush	White	10	<b>ZBA 1</b>	0.001	
		Black	10	<b>ZBA 2</b>	0.001	
		Green	10	<b>ZBA 3</b>	0.001	
		Red	10	<b>ZBA 4</b>	0.001	
		Yellow	10	<b>ZBA 5</b>	0.001	
		Blue	10	<b>ZBA 6</b>	0.001	
	6 colours (2)	Projecting	White	1	<b>ZBA 9</b>	0.006
			White	10	<b>ZBL 1</b>	0.001
			Black	10	<b>ZBL 2</b>	0.001
			Green	10	<b>ZBL 3</b>	0.001
			Red	10	<b>ZBL 4</b>	0.001
			Yellow	10	<b>ZBL 5</b>	0.001
	6 colours (2)	Projecting	Blue	10	<b>ZBL 6</b>	0.001
			Blue	10	<b>ZBL 6</b>	0.001
			6 colours (2)	1	<b>ZBL 9</b>	0.006

## Pushbutton caps - marked (3) (sold in lots of 10)

For use with	Type of push	Marking		Colour of cap	Unit reference	Weight kg
		Text	Colour			
<b>Circular pushbutton heads</b> ZB5 AA supplied without cap	Flush	I	White	Green	<b>ZBA 331</b>	0.001
			Black	White	<b>ZBA 131</b>	0.001
		II	White	Green	<b>ZBA 336</b>	0.001
			Black	White	<b>ZBA 136</b>	0.001
		III	White	Green	<b>ZBA 337</b>	0.001
			Black	White	<b>ZBA 137</b>	0.001
		IV	White	Green	<b>ZBA 338</b>	0.001
			Black	White	<b>ZBA 138</b>	0.001
		START	White	Green	<b>ZBA 333</b>	0.001
			Black	White	<b>ZBA 133</b>	0.001
		ON	White	Green	<b>ZBA 341</b>	0.001
			Black	White	<b>ZBA 141</b>	0.001
		MARCHE	White	Green	<b>ZBA 342</b>	0.001
			Black	White	<b>ZBA 142</b>	0.001
		Ⓢ	White	Black	<b>ZBA 245</b>	0.001
			Black	White	<b>ZBA 145</b>	0.001
		UP	Black	White	<b>ZBA 343</b>	0.001
			White	Black	<b>ZBA 344</b>	0.001
		DOWN	White	Black	<b>ZBA 344</b>	0.001
			Black	White	<b>ZBA 334</b>	0.001
		†	White	Black	<b>ZBA 335</b>	0.001
			Black	White	<b>ZBA 334</b>	0.001
		O	White	Red	<b>ZBA 432</b>	0.001
			Black	White	<b>ZBA 232</b>	0.001
		ARRET	White	Red	<b>ZBA 433</b>	0.001
			Black	White	<b>ZBA 233</b>	0.001
		STOP	White	Red	<b>ZBA 434</b>	0.001
			Black	White	<b>ZBA 234</b>	0.001
		OFF	White	Red	<b>ZBA 435</b>	0.001
			Black	White	<b>ZBA 235</b>	0.001
		⚠	White	Green	<b>ZBA 346</b>	0.001
			Black	White	<b>ZBA 236</b>	0.001
		R	White	Blue	<b>ZBA 639</b>	0.001
		+	White	Black	<b>ZBA 2934</b>	0.001
		-	White	Black	<b>ZBA 2935</b>	0.001

(1) These guards can be used in conjunction with a legend holder, but only those for mounting directly beneath the head. See page 36032/7.

(2) Set of 6 different coloured caps: white, black, green, red, yellow, blue.

(3) Can be clipped-in at 90° steps through 360°.

# Control stations and enclosures

Plastic control stations XAL D and XAL K

For Harmony® Ø 22 control and signalling units XB5

Stations for customer assembly: accessories



ZB2 BP01●



ZBV 01●3

## Coloured boots

For use with	Colour	Sold in lots of	Unit reference	Weight kg
Coloured boots (can be replaced without dismantling the head)	Black	10	ZB2 BP012	0.003
	Green	10	ZB2 BP013	0.003
	Red	10	ZB2 BP014	0.003
	Yellow	10	ZB2 BP015	0.003
	Blue	10	ZB2 BP016	0.003

## Lens caps

### Circular lens caps for light sources with integral LED

Pilot lights	White	10	ZBV 0113	0.002
	Green	10	ZBV 0133	0.002
	Red	10	ZBV 0143	0.002
	Yellow	10	ZBV 0153	0.002
	Blue	10	ZBV 0163	0.002
	5 different coloured grooved lenses (1)	1	ZBV 0103S	0.010
	Illuminated pushbuttons, with flush push	White	10	ZBW 9113
Green		10	ZBW 9133	0.002
Red		10	ZBW 9143	0.002
Yellow		10	ZBW 9153	0.002
Blue		10	ZBW 9163	0.002
Illuminated pushbuttons, with projecting push	White	10	ZBW 9313	0.002
	Green	10	ZBW 9333	0.002
	Red	10	ZBW 9343	0.002
	Yellow	10	ZBW 9353	0.002
	Blue	10	ZBW 9363	0.002

### Square lens caps for light sources with integral LED

Pilot lights	White	10	ZBC V0113	0.002
	Green	10	ZBC V0133	0.002
	Red	10	ZBC V0143	0.002
	Yellow	10	ZBC V0153	0.002
	Blue	10	ZBC V0163	0.002
Illuminated pushbuttons, with flush push	White	10	ZBC W9113	0.002
	Green	10	ZBC W9133	0.002
	Red	10	ZBC W9143	0.002
	Yellow	10	ZBC W9153	0.002
	Blue	10	ZBC W9163	0.002
Illuminated pushbuttons, with projecting push	White	10	ZBC W9313	0.002
	Green	10	ZBC W9333	0.002
	Red	10	ZBC W9343	0.002
	Yellow	10	ZBC W9353	0.002
	Blue	10	ZBC W9363	0.002

## Replacement keys for Emergency stop key release heads and key switches

Description	Key number	Reference	Weight kg
Set of 2 keys	455	ZBG 455	0.013
	421E	ZBG 421E	0.014
	458A	ZBG 458A	0.014
	520E	ZBG 520E	0.014
	3131A	ZBG 3131A	0.014
	4A185	ZBD A185	0.014
	LU1	ZBD LU1	0.014
	LU2	ZBD LU2	0.014
	LU3	ZBD LU3	0.014
	LU4	ZBD LU4	0.014
	LU5	ZBD LU5	0.014
	LU6	ZBD LU6	0.014
	LU7	ZBD LU7	0.014
	LU8	ZBD LU8	0.014
	LU9	ZBD LU9	0.014
	LU10	ZBD LU10	0.014
	LU11	ZBD LU11	0.014
	LU12	ZBD LU12	0.014
	LU13	ZBD LU13	0.014
LU14	ZBD LU14	0.014	
8D1	ZBD 8D1	0.014	

(1) Set of 5 different coloured lenses: white, green, red, yellow and blue.



ZBG 455



ZBD LU1