

Pt100 or Thermocouple Input DIN Rail Transmitter

SEM1603

- CONFIGURATION USING USB PORT POWERED CONFIGURATOR
- PT100 or THERMOCOUPLE / mV
- ISOLATED INPUT
- INPUT LINEAR TO TEMPERATURE
- (4 to 20) mA TWO WIRE OUTPUT

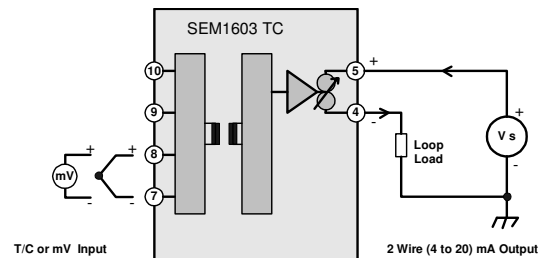
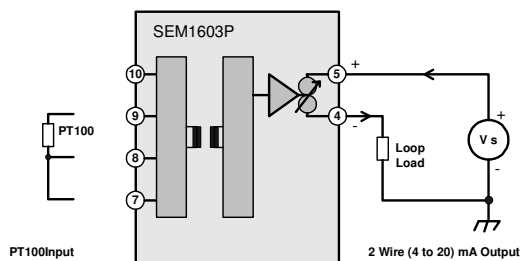


INTRODUCTION

The SEM1603 series is a cost effective DIN rail mounted temperature transmitter from Status Instruments. The range consists of two versions, the SEM1603P accepts PT100 inputs, the SEM1603TC accepts seven common thermocouple types plus mV input.

Designed for ease of use, this range is configured with our USB port powered configuration module. The module interfaces a PC USB port to the SEM1603, using the (4 to 20) mA loop to communicate. Using our free configuration software, you will be able to read the current configuration data, and then perform any changes you wish to make to the configuration. To further help save time, the SEM1603 and configuration module do not need to be wired to a power supply during the configuration process, both are powered by the USB interface on your PC. The following parameters are configurable :-

MODEL	INPUT TYPE	LOW RANGE	HIGH RANGE	UNITS	BURNOUT
SEM1603P	PT100	Input @ 4 mA	Input @ 20 mA	°F, °C	Up/Scale Down/Scale
SEM1603TC	K, J, E, N, T, R, S, mV				



Pt100 or Thermocouple Input DIN Rail Transmitter

SPECIFICATION @ 20 °C

INPUTS

INPUT	RANGE	ACCURACY (Note 1)	STABILITY (Note 6)	O/C	CJ (Note 3)	Sensor excitation (Note 4)	IMPEDANCE
K	(-200 to 1370) °C	0.1 % of FSR ±0.5 °C (type T 0.2 % FSR. ± 0.5 °C)	± 0.01 % of FSR / °C	Yes	Yes	-	1 MΩ (Note 5)
J	(-100 to 1200) °C						
E	(-100 to 1000) °C						
N	(-180 to 1300) °C						
T	(-100 to 400) °C						
R	(-10 to 1760) °C	± 0.5 °C ±0.1 % of FSR (Note 2)					
S	(-10 to 1760) °C	± 0.5 °C ±0.1 % of FSR (Note 2)					
mV	(-40 to 75) mV	± 0.04 mV					
P	(-200 to 850) °C	± 0.1 °C / ±0.05 % of rdg	± 0.005 % of FSR / °C	-	-	<450 uA	-

Key Rdg = Reading ; FSR = Full Scale Range ; O/C = programmable open circuit sensor detect; CJ = Cold junction error

Notes

1. Accuracy for PT100 and T/C do not include sensor and cold junction errors.
2. Only over the range (800 to 1600) °C
3. Cold junction range (-20 to 70) °C, Accuracy ± 0.5 °C , Tracking ± 0.05 °C
4. PT100 input Maximum lead resistance 20 R, Lead effect 0.015 °C / Ω.
5. Impedance – not including 0.2 uA open circuit detect bias current effect.
6. Ambient (-10 to 50) °C

OUTPUT

Type

Two wire current sink; signal range (4 to 20) mA; full range (3.8 to 24) mA

Supply

(11 to 30) V dc , 24 V nominal giving Max loop load of 600 R @ 24 V

Response time

< 500 ms to reach 95% of final value ; Start up time < 3 s

Calibration Accuracy

± 5 uA

Loop Effects

Loop ripple 0.03 % of FSR; Supply sensitivity 0.05 uA / °C ; supply ripple rejection < ± 5 uA error @ 1 V rms 50 Hz ripple

Protection

Reverse connection and over-voltage protection. Max over voltage current 100 mA.

Stability

± 5 uA / °C.

GENERAL

Isolation

Input to output tested at 500 V dc.

Ambient

operating (-20 to 70) °C (10 to 95) % RH non condensing. Storage (-40 to 85) °C

Approvals

CE tested to BS EN 61326

MECHANICAL

Material

Polimide 6.6

Terminals

Self extinguishing

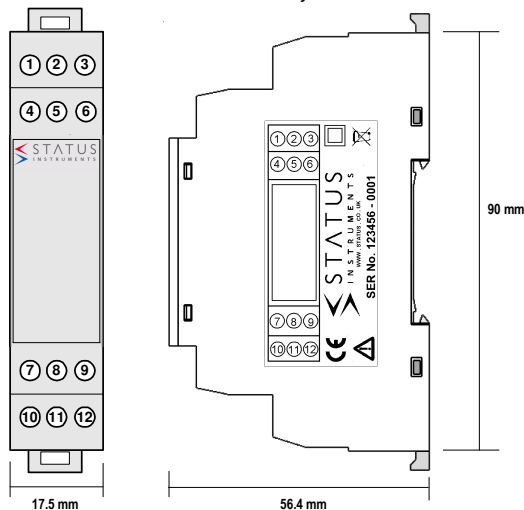
Cable

Screw terminal

Colour

2.5 mm Max.

Grey



**REFER TO
INSTRUCTION
MANUAL
BEFORE USE**

ORDER CODE : SEM1603 /

VERSIONS

Pt100 INPUT

Enter P

THERMOCOUPLE

Enter TC

ASSOCIATED PRODUCTS

USB CONFIGURATOR SUITE
USB CABLE A/M TO MINI B/M
USB Link Software

ORDER CODES

USB-kit
48-200-0001-01
FOC @ www.status.co.uk Downloads

SEM1610

UNIVERSAL DIN RAIL TRANSMITTER

SEM1620

UNIVERSAL DIN RAIL TRANSMITTER VOLTAGE OUTPUT

SEM1630

UNIVERSAL DIN RAIL TRIP AMPLIFIER

Status Instruments Ltd
Green Lane Business Park
Green Lane, Tewkesbury
Gloucestershire, UK
GL20 8DE

Tel: +44 (0)1684 296818
Fax: +44 (0)1684 293746
Email: sales@status.co.uk
Website: www.status.co.uk
D2452-01-05 CN4808 sem1603 data sheet

