

SERIES 2410 - ERGONOMIC FOOT SWITCHES

TO 6 (2.5) A 250 V AC



PRODUCT FEATURES

- ◆ Long life endurance up to 300 000 mechanical switching cycles
- ◆ Robust design
- ◆ Cable can be retrofitted by customer
- ◆ Ergonomical dimensions with different operating forces
- ◆ With wall hanger

ON REQUEST

- ◆ Other colors
- ◆ Customized cable assembly
- ◆ Special switching functions
- ◆ Other terminal variants
- ◆ Dust and splash water protected version

Mechanical life endurance		30E4
Proof tracking		250 PTI
Material	actuator	PA
	housing	PA
Prüfzeichen		



ROCKER SWITCHES

PUSHBUTTON SWITCHES

TOGGLE SWITCHES

SLIDE SWITCHES

ROTARY SWITCHES

FOOT SWITCHES

TACT AND KEY SWITCHES


















SNAP-ACTION SWITCHES

MICRO-SIGNAL SWITCHES

SENSORS

SERIES 2410 - ERGONOMIC FOOT SWITCHES

TO 6 (2.5) A 250 V AC

 single-pole	Actuator color / printing	Housing color	6 (2.5) A 250 V AC 5E4	Terminal type	Terminal description	Contact distance in mm	Contact material	Operating force in N	Miscellaneous	Stock version
Normally open contact (SPNO)										
2410.0301			●		2 terminals M3	< 3	Ag	31 ±5	with switch 1005.1801	●
Changeover switch (SPDT momentary)										
2410.0401			●		3 terminals M3	< 3	Ag	31 ±5	with switch 1005.1407	●
Combination										
	Actuator color / printing	Housing color	6 (2.5) A 250 V AC 5E4	Terminal type	Terminal description	Contact distance in mm	Contact material	Operating force in N	Miscellaneous	Stock version
Normally open contact (SPNO) double-pole										
2410.1001			●		assembled	≥ 3	Ag	45 ±7 N	1 x PE connector (3 000 mm) / 1 x PE coupling (250 mm) 2 x 1005.1802	●
Changeover switch (SPDT momentary) first step / Normally closed contact (SPNC) second step										
2410.0101			●		3 terminals M3	< 3	Ag	step 1: 25 ±5 N step 2: 85 ±15 N	with switch 1005.1407 with switch 1005.1501 switching in sequence	
Changeover switch (SPDT momentary) first step / Normally open contact (SPNO) second step										
2410.0501			●		5 terminals M3	< 3	Ag	step 1: 22 ±4 N step 2: 31 ±5 N	with switch 1005.1407 with switch 1005.1801 switching in sequence Changeover switch and normally open contact can be connected separately	●

ROCKER SWITCHES

PUSHBUTTON SWITCHES

TOGGLE SWITCHES

SLIDE SWITCHES

ROTARY SWITCHES

FOOT SWITCHES

TACT AND KEY SWITCHES

SNAP-ACTION SWITCHES

MICRO-SIGNAL SWITCHES

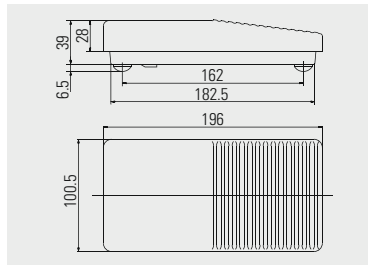
SENSORS

SERIES 2410 - ERGONOMIC FOOT SWITCHES

TO 6 (2.5) A 250 V AC



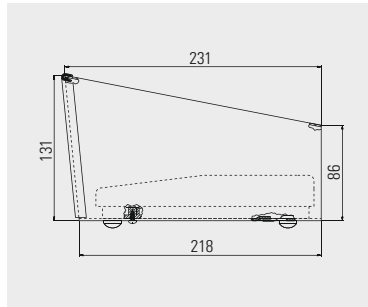
Basic type 2410



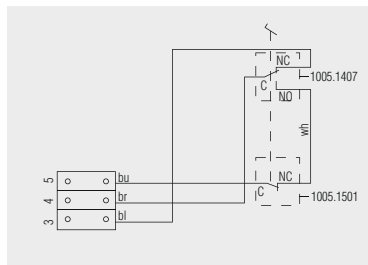
Socket terminal
2 terminals M3



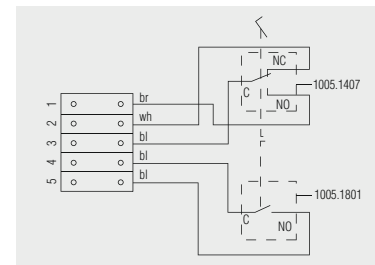
Protection hood
248.008.013



Steel plate protection hood in orange color similar to RAL 2004 with edge guard and rubber feet as well as fixation for foot switch of the basic type 2410



2410.0101



2410.0501

Circuit diagram

bu - blue
br - brown
bl - black
wh - white
C - common terminal
NC - normally closed contact
NO - normally open contact

ROCKER SWITCHES

PUSHBUTTON SWITCHES

TOGGLE SWITCHES

SLIDE SWITCHES

ROTARY SWITCHES

FOOT SWITCHES

TACT AND KEY SWITCHES

SNAP-ACTION SWITCHES

MICRO-SIGNAL SWITCHES

SENSORS