




Innovations Embedded

Silicon Carbide Schottky Barrier Diodes



Selection Guide

Presented by ROHM Semiconductor

Choosing Silicon Carbide Instead of Silicon

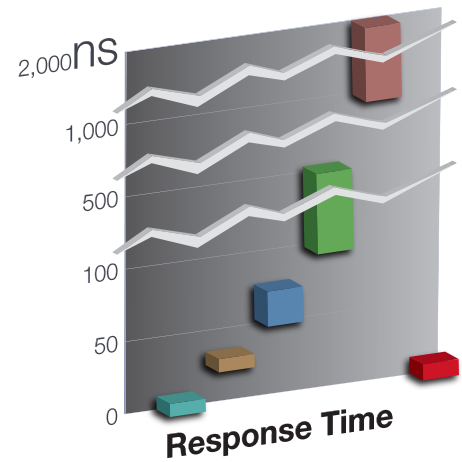
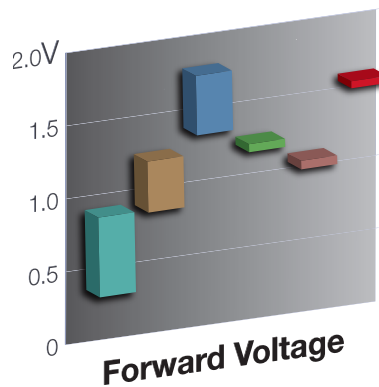
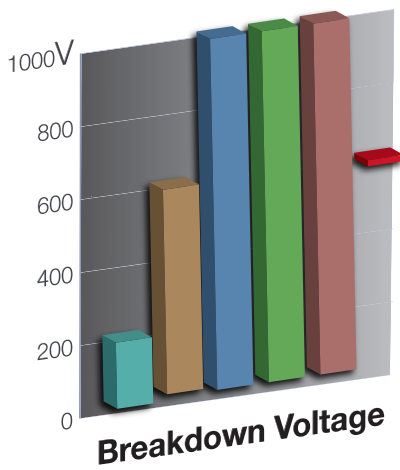
Schottky barrier diodes (SBDs) have the advantage of low forward losses and negligible switching losses compared to other diode technologies. But the narrow bandgap of silicon (Si) SBDs limits their use to a maximum voltage of around 200 V. Si diodes that operate above 200 V have higher V_F and t_{rr} .

Silicon carbide (SiC) is a compound semiconductor with superior power characteristics to silicon, including a bandgap approximately three times greater, a dielectric breakdown

field 10 times higher, and a thermal coefficient three times larger. These characteristics make it ideal for power electronics applications.

Today, the need for higher efficiency in end products is more critical than ever. Although silicon power products continue to see incremental improvements, devices based on compound semiconductor materials deliver significantly better performance — and in some cases not even possible with their silicon counterparts.

This is certainly true for the most basic components in power electronics: diodes and transistors. Silicon carbide Schottky barrier diodes have been available for more than a decade but have not been commercially viable until recently. Volume production is now leading to SiC's acceptance in more and more applications.



Legend

- Si Schottky Barrier Diode
- Si Super Fast Diode
- Si Ultra Fast Diode
- Si Fast Recovery (Epitaxial) Diode
- Si Standard Recovery Diode
- Silicon Carbide Schottky Barrier Diode

600V Diodes

■ SCS106AGC, SCS108AGC, SCS110AGC, SCS112AGC, and SCS120AGC

The SCS1xxAGC series of 600 V silicon carbide Schottky barrier diodes offers industry-leading low forward voltage and fast recovery time. They maintain low forward voltage (V_F) over a wide operating temperature range which results in lower power

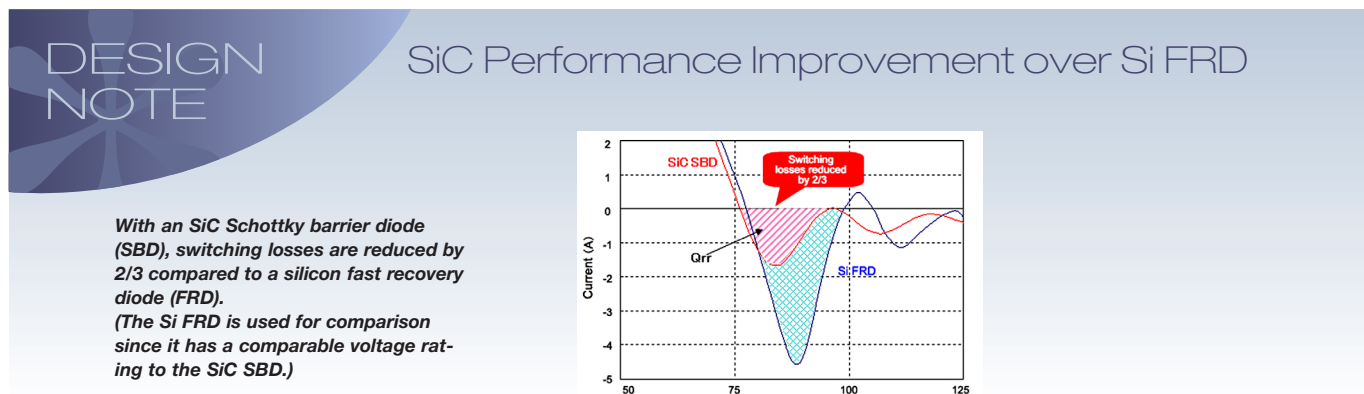
dissipation under actual operating conditions. Low V_F minimizes switching loss and enables high switching frequency, resulting in smaller passives and smaller end-product form factors.

Applications

- Power Factor Correction / SMPS
- Solar Inverters
- Motor Drives

Important Features / Advantages

- Extremely low switching loss
- Excellent thermal conductivity and high operating temperature eliminates or greatly reduces heat sink requirements
- Reduced EMI emission



Part No.	Reverse voltage (V) V_{RM}	Continuous forward current (A) I_F	Forward voltage (V)		Reverse current (μA)		Total power dissipation (W) P_b	Capacitive charge (nC) Q_c	Switching time (ns) t_c	Total capacitance (pF) C $V_s = 1V/V_s = 600V$	Thermal resistance ($^{\circ}C/W$) $R_{th(j-c)}$	Package
			V_{RM} (typ)	V_{RM} (max)	I_R (typ)	I_R (max)						
			$T_J = 25^{\circ}C/150^{\circ}C$		$T_J = 25^{\circ}C/150^{\circ}C$							
SCS106AGC	600	6	1.5/1.6	1.7	1.2/6	120	48	12	18	260/28	2.6	TO220AC 2L
SCS108AGC	600	8	1.5/1.6	1.7	1.6/8	160	52	15	15	345/38	2.4	TO220AC 2L
SCS110AGC	600	10	1.5/1.6	1.7	2.0/10	200	57	16	15	430/47	2.2	TO220AC 2L
SCS112AGC	600	12	1.5/1.6	1.7	2.4/12	240	80	22	16	516/56	1.6	TO220AC 2L
SCS120AGC	600	20	1.5/1.6	1.7	4.0/20	400	97	35	19	860/93	1.3	TO220AC 2L



ROHM Semiconductor USA, LLC
6815 Flanders Drive, Suite 150
San Diego, CA 92121

www.rohm.com/us | 1.888.775.ROHM



NOTE: For the most current product information, contact a ROHM sales representative in your area.

ROHM assumes no responsibility for the use of any circuits described herein, conveys no license under any patent or other right, and makes no representations that the circuits are free from patent infringement. Specifications subject to change without notice for the purpose of improvement.

The products listed in this catalog are designed to be used with ordinary electronic equipment or devices (such as audio visual equipment, office-automation equipment, communications devices, electrical appliances and electronic toys). Should you intend to use these products with equipment or devices which require an extremely high level of reliability and the malfunction of which would directly endanger human life (such as medical instruments, transportation equipment, aerospace machinery, nuclear-reactor controllers, fuel controllers and other safety devices), please be sure to consult with our sales representative in advance.

© 2011 ROHM Semiconductor USA, LLC. Although every effort has been made to ensure accuracy, ROHM accepts no responsibility for errors or omissions. Specifications and product availability may be revised without notice. No part of this document represents an offer or contract. Industry part numbers, where specified, are given as an approximate comparative guide to circuit function only. Consult ROHM prior to use of components in safety, health or life-critical systems. All trademarks acknowledged.