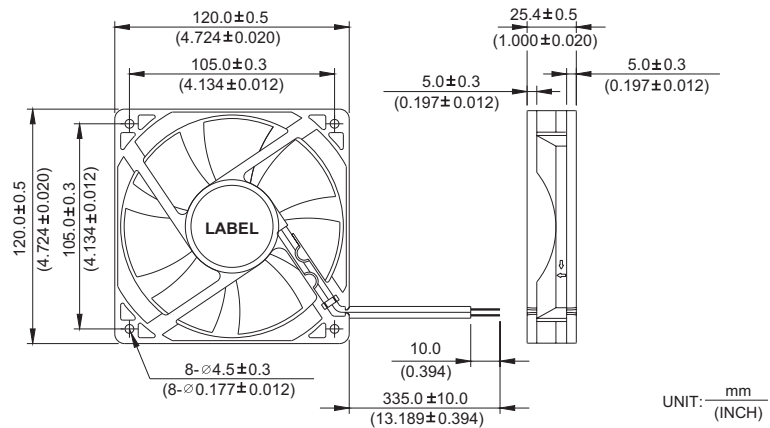


AFB 120 x 120 x 25.4 MM SERIES

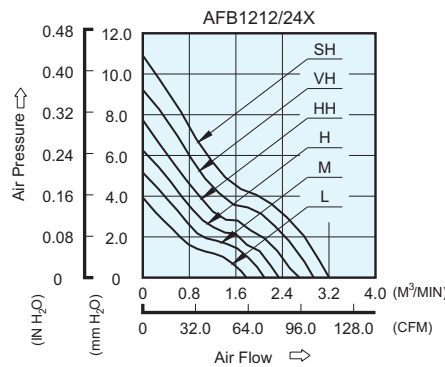
DIMENSIONS DRAWING



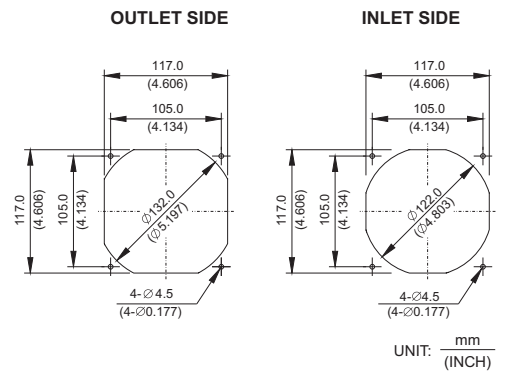
UNIT: $\frac{\text{mm}}{\text{(INCH)}}$

- * Bearing Type
Ball Bearings
- * Material
Impeller & Frame : Plastic (UL 94V-0)
- * Lead Wires :
UL 1007 AWG #24 OR Equivalent
Red Wire Positive (+)
Black Wire Negative (-)
- * Weight : 198g (6.98 oz)

P & Q CURVE (AT RATED VOLTAGE)



MOUNTING PANEL CUTOUT



UNIT: $\frac{\text{mm}}{\text{(INCH)}}$

MODEL		Rated Voltage	Operating Voltage Range	Input Current	Input Power	Speed	Maximum Air Flow		Maximum Air Pressure		Noise
PART NO.	FUNCTION	VDC	VDC	Amp	Watt	R.P.M.	m ³ /min	CFM	mmH ₂ O	IN H ₂ O	dB-A
AFB1212L	-R00 / -F00	12	7.0 to 13.8	0.14	1.68	1900	1.782	62.93	3.93	0.154	32.5
AFB1224L	-R00 / -F00	24	14.0 to 27.6	0.09	2.16						
AFB1212M	-R00 / -F00	12	7.0 to 13.8	0.18	2.16	2200	2.091	73.84	5.15	0.203	35.5
AFB1224M	-R00 / -F00	24	14.0 to 27.6	0.12	2.88						
AFB1212H	-R00 / -F00	12	7.0 to 13.8	0.23	2.76	2500	2.341	82.67	6.25	0.246	38.5
AFB1224H	-R00 / -F00	24	14.0 to 27.6	0.14	3.36						
AFB1212HH	-R00 / -F00	12	7.0 to 13.8	0.33	3.96	2800	2.694	95.14	7.73	0.304	41.5
AFB1224HH	-R00 / -F00	24	14.0 to 27.6	0.18	4.32						
AFB1212VH	-R00 / -F00	12	7.0 to 13.8	0.40	4.80	3100	2.938	103.75	9.43	0.371	44.5
AFB1224VH	-R00 / -F00	24	14.0 to 27.6	0.23	5.52						
AFB1212SH	-R00 / -F00	12	7.0 to 13.8	0.53	6.36	3400	3.203	113.11	10.92	0.430	46.5
AFB1224SH	-R00 / -F00	24	14.0 to 27.6	0.28	6.72						

* Function type is optional.
 * The max. air flow and the speed are measured in free air ; max. air pressure is measured at zero air flow.
 * Noise is measured in anechoic chamber in free air, one meter from intake side.
 * All readings are typical values at rated voltage.
 * Specifications are subject to change without notice.