NUMBER C-175152

三角法(3rd ANGLE PROJECTION)

METRIC

単位:ミリメートル DIMENSIONS IN MM. DO NOT SCALE PRINT

PRINT DIST

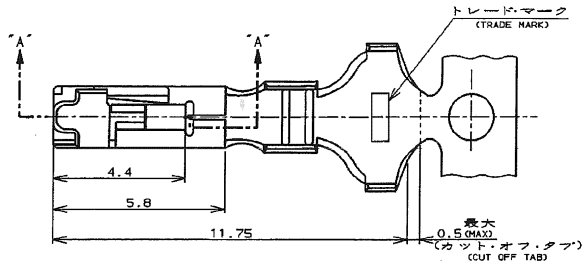


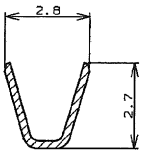


断面"D"-"D"
(SECT)

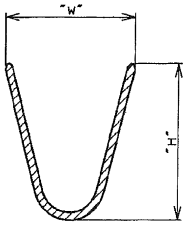


断面"E"-"E"
(SECT)

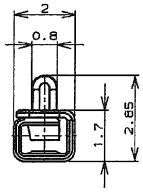


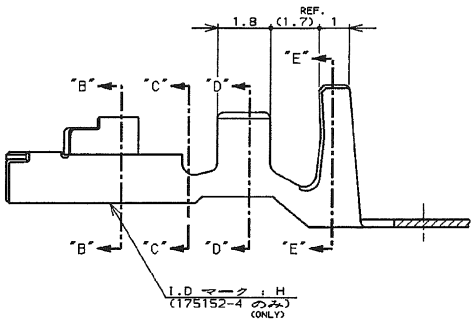


注記 :

1. 適用規格
   - 製品規格 : 108-5302
   - 取付適用規格 : 114-5142
2. 取扱説明書 : IS-503J
3. 適用ハウジング型番 : 178125

NOTES;

1. APPLICABLE SPEC
   - PRODUCT SPEC : 108-5302
   - APPLICATION SPEC : 114-5142
2. INSTRUTION SHEET : IS-503J
3. APPLICABLE HOUING : 178125

断面"B"-"B"
(SECT)

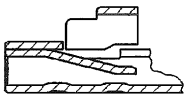

断面"A"-"A"
(SECT) (175152-1,-2,-3)

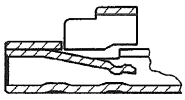

断面"A"-"A"
(SECT) (175152-4)

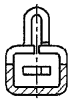

断面"C"-"C"
(SECT)

| 電線被覆外径 (INSULATION DIA) | バラ状端子型番 (L.P P/N) | "W" 寸法(DIMENSION) | "H" 寸法(DIMENSION) | 材料及び仕上 (MATERIAL AND FINISH) | 型番 (P/N) |
|---|---|---|---|---|---|
| 1.7 ~ 3.3 | 175156-4 | 4.3 | 5.2 | 錫めっき済銅合金 (PRE TINNED COPPER ALLOY) | 175152-4 |
| 2.9 ~ 4.0 | 〃 | 4.8 | 4.7 | 錫めっき済黄銅 (PRE TINNED BRASS) | 3 175152-3 |
| 1.7 ~ 3.3 | 175156-2 | 4.3 | 5.2 | 錫めっき済黄銅 (PRE TINNED BRASS) | 175152-2 |
| 1.7 ~ 3.3 | 175156-1 | 4.3 | 5.2 | 錫めっき済銅合金 (PRE TINNED COPPER ALLOY) | 175152-1 |

| LTR | 変更 (REVISION RECORD) | DR | CHK | DATE |
|---|---|---|---|---|
| F | REVISED ECR-08-019044 | J.S | S.M | 30JUL '08 |
| E | REVISED FJD0-0134-03 | K.K | K.Y | 17May '03 |
| D | 変更 FJ00-5903-96 | M.S | Y.K | 8.JUN '95 |
| C | 再作成 FJ00-2690-95 | M.S | Y.K | 8.JUN '95 |

| | |
|---|---|
| 適合電線被覆外径 (WIRE RANGE) | 0.50-1.42mm² (AWG 20-16) |
| 電線外径 (INSULATION DIA.) | 表参照 (SEE TABLE) mmφ |
| 材料 (MATERIAL) | 表参照 (SEE TABLE) |
| 仕上 (FINISH) | 表参照 (SEE TABLE) |
| DR. | 8.JUN'95 N.NAGASHIMA |
| DE. | 8.JUN'95 M.SHINDO |
| CHK. | 8.JUN'95 M.SHINDO |
| APP. | 8.JUN'95 Y.KASHIWA |

名称 (NAME)
リセプタクル・コンタクト, アンプ・ユニバーサル・パワー・コネクタ
(REC CONTACT AMP UNIVERSAL POWER CONN.)

一般公差 (GENERAL TOLERANCE)
10μm未満 : ±0.2
10μm以上 30μm未満 : ±0.25
30μm以上 100μm未満 : ±0.3
角度 : ±3°

B | LOC J | 番号 (No.) C-175152

尺度 (SCALE) —— | REV. F | SHEET 1 OF 1

Tyco Electronics Corporation
Kawasaki, Japan

(CUSTOMER DRAWING) 参考図面

AMP-J010-2C
REV. 3/'93

Downloaded from Elcodis.com electronic components distributor