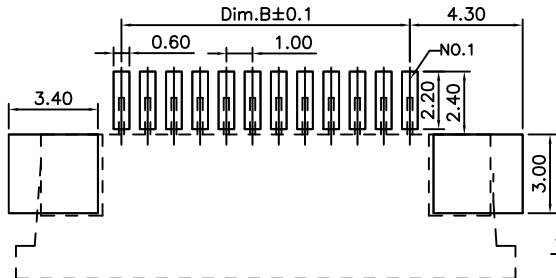
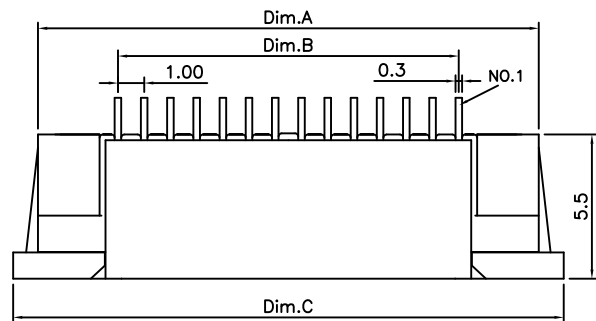
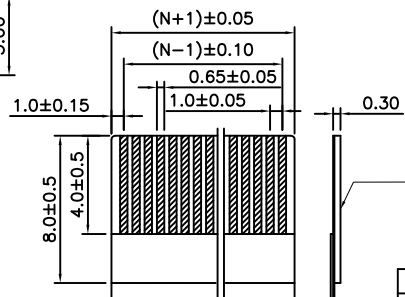


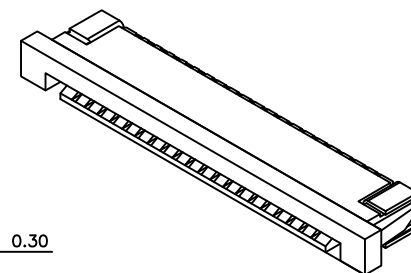
TOP VIEW



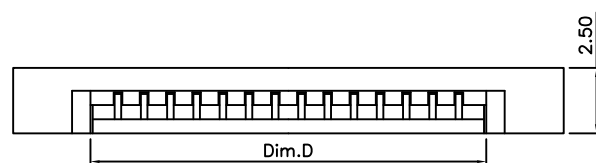
RECOMMENDED PCB LAYOUT AS VIEWED FROM COMPONENT SIDE



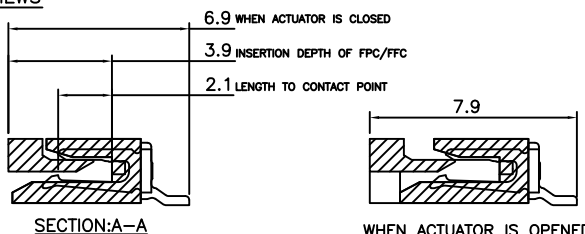
RECOMMENDED FFC/FPC DIMENSIONS THICKNESS:0.30±0.03



FRONT VIEW



SIDE VIEWS



SECTION:A-A

WHEN ACTUATOR IS OPENED

Pin No.	Dim.A	Dim.B	Dim.C	Dim.D
* 4	9.10	3.00	11.00	5.10
* 5	10.10	4.00	12.00	6.10
* 6	11.10	5.00	13.00	7.10
* 7	12.10	6.00	14.00	8.10
* 8	13.10	7.00	15.00	9.10
* 9	14.10	8.00	16.00	10.10
* 10	15.10	9.00	17.00	11.10
* 11	16.10	10.00	18.00	12.10
* 12	17.10	11.00	19.00	13.10
* 13	18.10	12.00	20.00	14.10
* 14	19.10	13.00	21.00	15.10
* 15	20.10	14.00	22.00	16.10
* 16	21.10	15.00	23.00	17.10
* 17	22.10	16.00	24.00	18.10
* 18	23.10	17.00	25.00	19.10
* 19	24.10	18.00	26.00	20.10
* 20	25.10	19.00	27.00	21.10
21	26.10	20.00	28.00	22.10
22	27.10	21.00	29.00	23.10
23	28.10	22.00	30.00	24.10
* 24	29.10	23.00	31.00	25.10
25	30.10	24.00	32.00	26.10
26	31.10	25.00	33.00	27.10
27	32.10	26.00	34.00	28.10
28	33.10	27.00	35.00	29.10
29	34.10	28.00	36.00	30.10
* 30	35.10	29.00	37.00	31.10

* = Tooled Parts

Please contact GCT for non-tooled parts
Non-tooled MOQ 10k pcs

Specification 规格:

Material 物料规格:

Housing Material: High-Temp Plastic LCP (UL 94V-0), White 高温塑胶
Actuator: LCP (UL 94V-0), Black
Contact: Phosphor Bronze 磷青铜
Finish (a) Contact Plating: see ordering grid
(b) Underplating: Nickel-plated all over
Fitting Nail: Brass, tin plated 黄铜, 镀锡

Mechanical

Durability: 20 Cycles

Electrical 电气规格:

Voltage Rating (Max.): 50V AC/DC 最大额定电压 50V AC/DC
Current Rating (Max.): 0.4A AC/DC 最大额定电流 0.4A AC/DC
Dielectric Strength: 500V AC for 1 minute
between adjacent terminal, no breakdown
电介质强度: 500V AC于相邻端子, 1分钟, 无损害
Insulation Resistance: 50 MΩ Min. 250V DC
for 1 minute between adjacent terminal
绝缘阻抗: 50MΩ, 250V DC 于相邻端子1分钟
Contact Resistance: 40 mΩ Max. 连接阻抗: 40 毫欧
Operating Temperature: -25°C to +85°C 工作温度: -25° to +85°
Solder Profile: Peak Temp 260°C (+0/-5°C) Maximum (5 seconds)


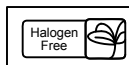
Ordering Grid



No. of Contacts
04 - 30
(see dimension table)

Contact Plating
T= Tin Plating over all (Standard) - reel qty=1500pcs
G= Gold Flash over all - reel qty=1500pcs, MOQ 4 reels

By	PKN
DETAIL	DRAWING RELEASE
REV	A
DATE	24/05/10



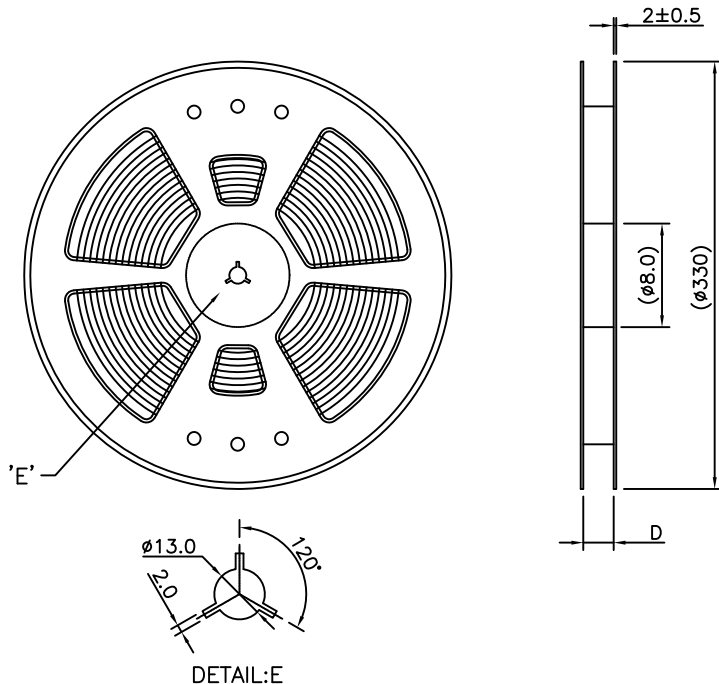
Tolerances (Except as noted)	Part Number:-	Date:-
Dimensions in mm	FFC3B05	24 MAY 10
X.X ± 0.30	X.X ± 2°	Description:- FPC 1.0mm PITCH SIDE ENTRY, BOTTOM CONTACT, SMT, HEIGHT=2.5mm, ZIF, SLIDE TYPE
X.XX ± 0.15	X.XX ± 1°	
X.XXX ± 0.10	X.XXX ± 0.5°	
Third Angle Projection	THIS DRAWING IS CONFIDENTIAL AND MUST NOT BE COPIED OR DISCLOSED WITHOUT WRITTEN CONSENT	

GCT

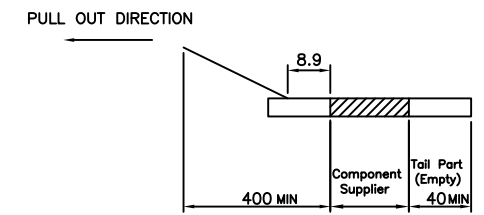
www.globalconnectortechology.com

Scale	Revision	Material	Drawn by	Sheet No.
NTS	A	See Note	PKN	E & OE 1/2

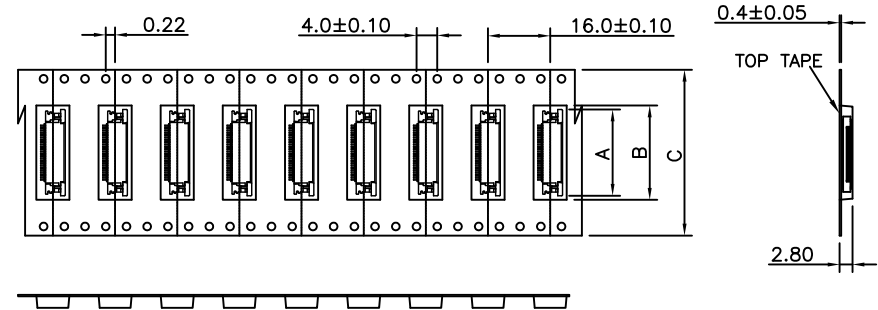
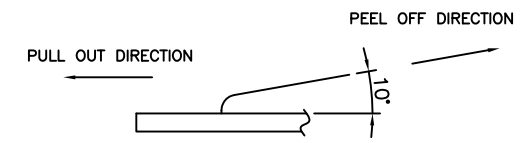
PIN NO.	DIM.A	DIM.B	DIM.C	DIM.D
4P	11	11.5	24	24.5
5P	12	12.5		
6P	13	13.5		
7P	14	14.5		
8P	15	15.5	32	32.5
9P	16	16.5		
10P	17	17.5		
11P	18	18.5		
12P	19	19.5	44	44.5
13P	20	20.5		
14P	21	21.5		
15P	22	22.5		
16P	23	23.5		
17P	24	24.5		
18P	25	25.5		
19P	26	26.5		
20P	27	27.5		
21P	28	28.5		
22P	29	29.5	56	56.5
23P	30	30.5		
24P	31	31.5		
25P	32	32.5		
26P	33	33.5		
27P	34	34.5		
28P	35	35.5		
29P	36	36.5		
30P	37	37.5		



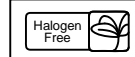
- NOTES:
- Number of Connectors:
1500 Pcs/Reel
 - Material
Carrier Tape:PET,PE,PEF
Reel:PS
 - Lead Tape Length:



- Peeling off force of top tape
0.1N~0.7N(10.2gf~71.4gf)
(Peeling direction as shown in following fig)



By	PKN
DETAIL	DRAWING RELEASE
REV DATE	A 24/05/10



Tolerances (Except as noted) Dimensions in mm X.X ± 0.30 X.X ± 2° X.XX ± 0.20 X.XX ± 1° X.XXX ± 0.10 X.XXX ± 0.5°	Part Number:- FFC3B05	Date:- 24 MAY 10
Third Angle Projection	Description:- FPC 1.0mm PITCH SIDE ENTRY, BOTTOM CONTACT, SMT, HEIGHT=2.5mm, ZIF, SLIDE TYPE	
THIS DRAWING IS CONFIDENTIAL AND MUST NOT BE COPIED OR DISCLOSED WITHOUT WRITTEN CONSENT		

GCT

Scale	Revision	Material	Drawn by	E & OE	Sheet No.
NTS	A	See Note	PKN		2/2

www.globalconnectortechonology.com