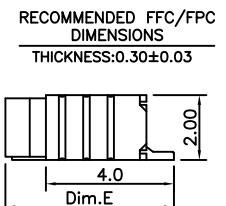
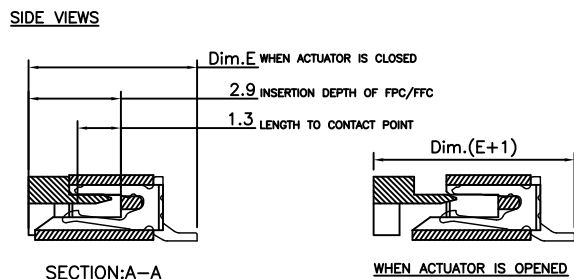
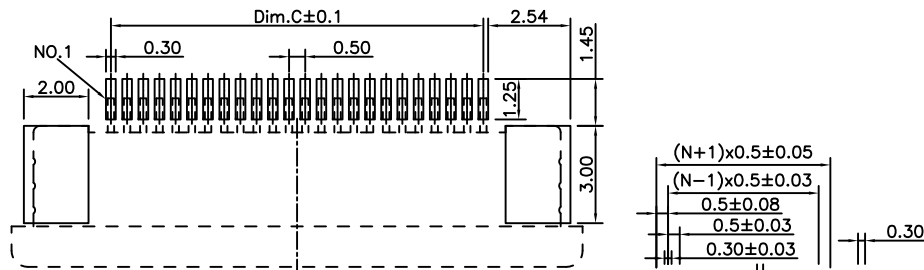
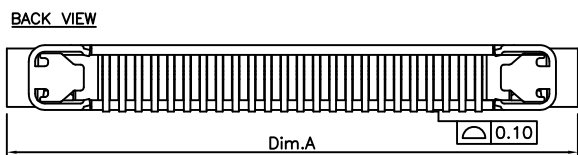
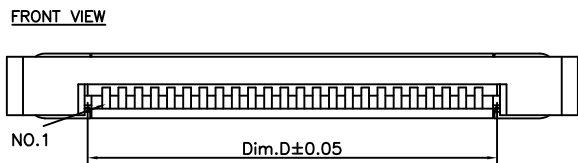
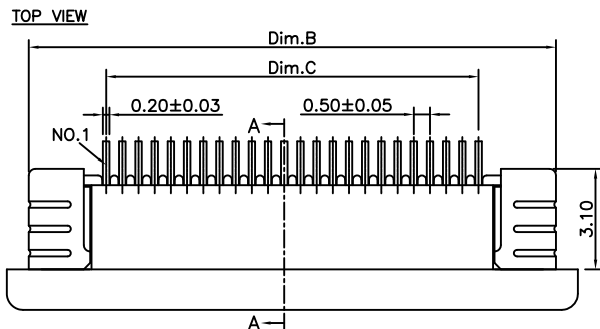


Global Connector Technology Ltd. - FFC2B20: FPC 0.5mm Pitch Side Entry, Bottom Contact, SMT, Height=2.0mm, ZIF, Slide Type



Pin No.	Dim.A	Dim.B	Dim.C	Dim.D	Dim.E
* 4	7.6	6.5	1.50	2.60	
* 5	8.1	7.0	2.00	3.10	
* 6	8.6	7.5	2.50	3.60	
* 7	9.1	8.0	3.00	4.10	
* 8	9.6	8.5	3.50	4.60	
* 9	10.1	9.0	4.00	5.10	
* 10	10.6	9.5	4.50	5.60	
* 11	11.1	10.0	5.00	6.10	
* 12	11.6	10.5	5.50	6.60	
* 13	12.1	11.0	6.00	7.10	
* 14	12.6	11.5	6.50	7.60	
* 15	13.1	12.0	7.00	8.10	
* 16	13.6	12.5	7.50	8.60	
* 17	14.1	13.0	8.00	9.10	
* 18	14.6	13.5	8.50	9.60	
* 19	15.1	14.0	9.00	10.10	5.2
* 20	15.6	14.5	9.50	10.60	
* 21	16.1	15.0	10.00	11.10	
* 22	16.6	15.5	10.50	11.60	
* 23	17.1	16.0	11.00	12.10	
* 24	17.6	16.5	11.50	12.60	
* 25	18.1	17.0	12.00	13.10	
* 26	18.6	17.5	12.50	13.60	
* 27	19.1	18.0	13.00	14.10	
* 28	19.6	18.5	13.50	14.60	
* 29	20.1	19.0	14.00	15.10	
* 30	20.6	19.5	14.50	15.60	
* 31	21.1	20.0	15.00	16.10	
* 32	21.6	20.5	15.50	16.60	
* 33	22.1	21.0	16.00	17.10	
* 34	22.6	21.5	16.50	17.60	
35	23.1	22.0	17.00	18.10	
* 36	23.6	22.5	17.50	18.60	
* 37	24.1	23.0	18.00	19.10	
* 38	24.6	23.5	18.50	19.60	
* 39	25.1	24.0	19.00	20.10	
* 40	25.6	24.5	19.50	20.60	
* 41	26.1	25.0	20.00	21.10	
42	26.6	25.5	20.50	21.60	
43	27.1	26.0	21.00	22.10	
44	27.6	26.5	21.50	22.60	
* 45	28.1	27.0	22.00	23.10	
46	28.6	27.5	22.50	23.60	
47	29.1	28.0	23.00	24.10	5.7
* 48	29.6	28.5	23.50	24.60	
49	30.1	29.0	24.00	25.10	
* 50	30.6	29.5	24.50	25.60	
51	31.1	30.0	25.00	26.10	
52	31.6	30.5	25.50	26.60	
53	32.1	31.0	26.00	27.10	
* 54	32.6	31.5	26.50	27.60	
55	33.1	32.0	27.00	28.10	
56	33.6	32.5	27.50	28.60	
* 57	34.1	33.0	28.00	29.10	
58	34.6	33.5	28.50	29.60	
59	35.1	34.0	29.00	30.10	
* 60	35.6	34.5	29.50	30.60	

Specification 规格:

Material 物料规格:

Housing Material: High-Temp Plastic LCP (UL 94V-0), White 高温塑胶
 Actuator: LCP (UL 94V-0), Black
 Contact: Phosphor Bronze 磷青铜
 Finish (a) Contact Plating: see ordering grid
 (b) Underplating: Nickel-plated all over
 Fitting Nail: Brass, tin plated 黄铜, 镀锡

Mechanical

Durability: 20 Cycles

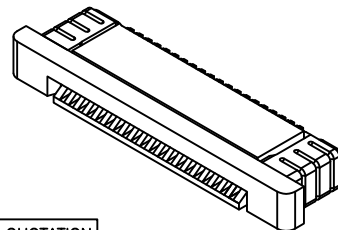
Electrical 电气规格:

Voltage Rating (Max.): 50V AC/DC 最大额定电压 50V AC/DC
 Current Rating (Max.): 0.4A AC/DC 最大额定电流 0.4A AC/DC
 Dielectric Strength: 250V AC for 1 minute
 between adjacent terminal, no breakdown
 电介质强度: 250V AC于相邻端子, 1分钟, 无损害
 Insulation Resistance: 50 MΩ Min. 250V DC
 for 1 minute between adjacent terminal
 绝缘阻抗: 50MΩ, 250V DC 于相邻端子1分钟
 Contact Resistance: 40 mΩ Max. 连接阻抗: 40 毫欧
 Operating Temperature: -25°C to +85°C 工作温度: -25° to +85°
 Solder Profile: Peak Temp 260°C (+0/-5°C) Maximum (5 seconds)



No. of Contacts
04 - 60
(see dimension table)

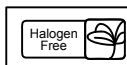
Contact Plating
T= Tin Plating over all (Standard) - reel qty=2000pcs
G= Gold Flash over all - reel qty=2000pcs, MOQ 3 reels



* = Tooled Parts

Please contact GCT for non-tooled parts
 Non-tooled MOQ 10k pcs

By	PKN
DETAIL	DRAWING RELEASE
REV	A
DATE	19/05/10



Tolerances (Except as noted)	Part Number:-	Date:-
Dimensions in mm	FFC2B20	19 MAY 10
X.X ± 0.30 X.XX ± 0.15 X.XXX ± 0.10	X.X ± 2° X.XX ± 1° X.XXX ± 0.5°	Description:-
Third Angle Projection		FPC 0.5mm PITCH SIDE ENTRY, BOTTOM CONTACT, SMT, HEIGHT=2.0mm, ZIF, SLIDE TYPE
THIS DRAWING IS CONFIDENTIAL AND MUST NOT BE COPIED OR DISCLOSED WITHOUT WRITTEN CONSENT		

GCT

www.globalconnectortechology.com

Scale	Revision	Material	Drawn by	Sheet No.
NTS	A	See Note	PKN	E & OE 1/2

