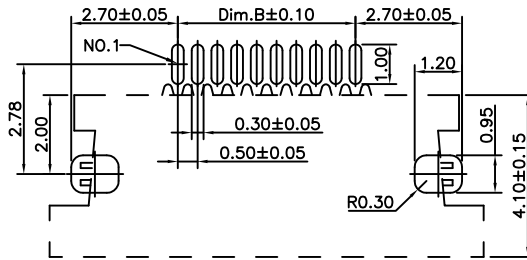
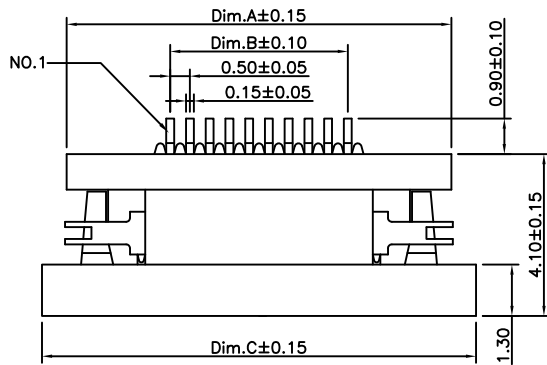
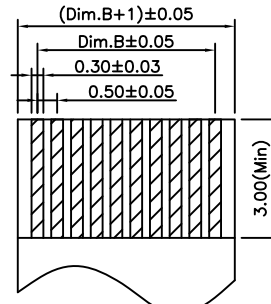


TOP VIEW

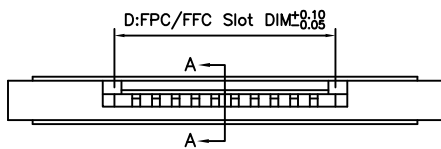


RECOMMENDED PCB LAYOUT AS VIEWED FROM COMPONENT SIDE

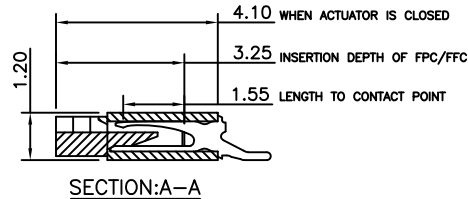


RECOMMENDED FFC/FPC DIMENSIONS THICKNESS:0.30±0.03

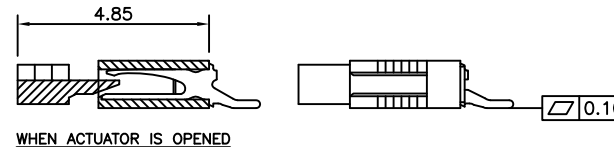
FRONT VIEW



SIDE VIEWS



SECTION:A-A



Specification 规格:

Material 物料规格:

Housing Material: High-Temp Plastic LCP (UL 94V-0), White 高温塑胶  
 Actuator: LCP (UL 94V-0), Black  
 Contact: Phosphor Bronze 磷青铜  
 Finish (a) Contact Plating: see ordering grid  
 (b) Underplating: Nickel-plated all over  
 Fitting Nail: Brass, tin plated 黄铜, 镀锡

Mechanical

Durability: 20 Cycles

Electrical 电气规格:

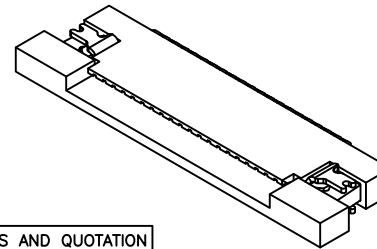
Voltage Rating (Max.): 50V AC/DC 最大额定电压 50V AC/DC  
 Current Rating (Max.): 0.4A AC/DC 最大额定电流 0.4A AC/DC  
 Dielectric Strength: 250V AC for 1 minute  
 between adjacent terminal, no breakdown  
 电介质强度: 250V AC于相邻端子, 1分钟, 无损害  
 Insulation Resistance: 50 MΩ Min. 250V DC  
 for 1 minute between adjacent terminal  
 绝缘阻抗: 50MΩ, 250V DC于相邻端子1分钟  
 Contact Resistance: 40 mΩ Max. :连接阻抗: 40 毫欧  
 Operating Temperature: -20°C to +80°C 工作温度: -20° to +80°  
 Solder Profile: Peak Temp 260°C (+0/-5°C) Maximum (5 seconds)

Ordering Grid



**B** No. of Contacts  
 06 - 50  
 (see dimension table)


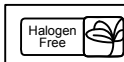
Contact Plating  
**T= Tin Plating over all (Standard) - reel qty=2000pcs**  
**G= Gold Flash over all - reel qty=2000pcs, MOQ 3 reels**



Pin No.	Dim.A	Dim.B	Dim.C	Dim.D
* 6	7.75	2.50	9.00	3.60
7	8.25	3.00	9.50	4.10
* 8	8.75	3.50	10.00	4.60
9	9.25	4.00	10.50	5.10
* 10	9.75	4.50	11.00	5.60
11	10.25	5.00	11.50	6.10
* 12	10.75	5.50	12.00	6.60
13	11.25	6.00	12.50	7.10
* 14	11.75	6.50	13.00	7.60
15	12.25	7.00	13.50	8.10
* 16	12.75	7.50	14.00	8.60
17	13.25	8.00	14.50	9.10
* 18	13.75	8.50	15.00	9.60
19	14.25	9.00	15.50	10.10
* 20	14.75	9.50	16.00	10.60
* 21	15.25	10.00	16.50	11.10
* 22	15.75	10.50	17.00	11.60
23	16.25	11.00	17.50	12.10
* 24	16.75	11.50	18.00	12.60
* 25	17.25	12.00	18.50	13.10
* 26	17.75	12.50	19.00	13.60
27	18.25	13.00	19.50	14.10
* 28	18.75	13.50	20.00	14.60
29	19.25	14.00	20.50	15.10
* 30	19.75	14.50	21.00	15.60
31	20.25	15.00	21.50	16.10
* 32	20.75	15.50	22.00	16.60
* 33	21.25	16.00	22.50	17.10
* 34	21.75	16.50	23.00	17.60
* 35	22.25	17.00	23.50	18.10
* 36	22.75	17.50	24.00	18.60
37	23.25	18.00	24.50	19.10
38	23.75	18.50	25.00	19.60
39	24.25	19.00	25.50	20.10
* 40	24.75	19.50	26.00	20.60
41	25.25	20.00	26.50	21.10
42	25.75	20.50	27.00	21.60
43	26.25	21.00	27.50	22.10
44	26.75	21.50	28.00	22.60
* 45	27.25	22.00	28.50	23.10
46	27.75	22.50	29.00	23.60
47	28.25	23.00	29.50	24.10
48	28.75	23.50	30.00	24.60
49	29.25	24.00	30.50	25.10
* 50	29.75	24.50	31.00	25.60

**B** \* = Tooled Parts  
 Please contact GCT for non-tooled parts  
 Non-tooled MOQ 10k pcs

By	PKN	SA
DETAIL	DRAWING RELEASE	ECN: FFC2B05-001
REV DATE	A 19/05/10	B 19/01/11



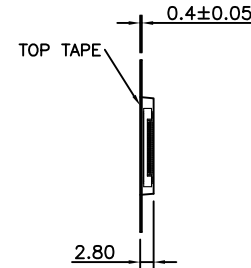
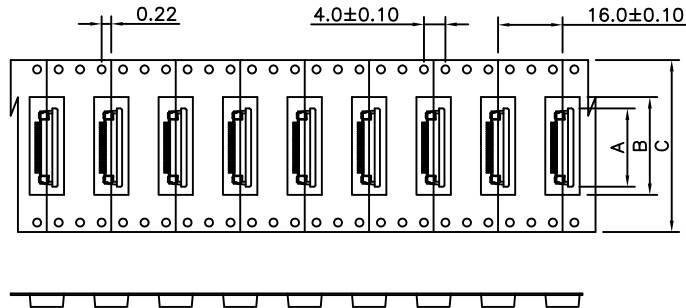
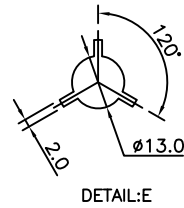
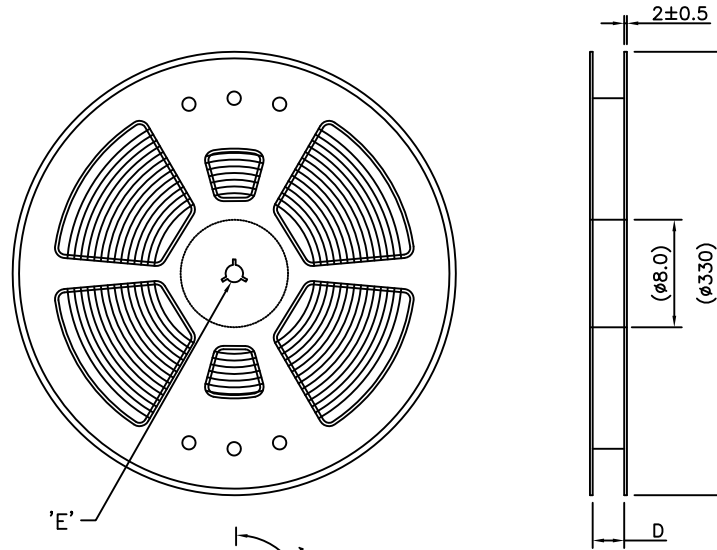
Tolerances (Except as noted)	Part Number:-	Date:-
Dimensions in mm	FFC2B05	19 MAY 10
X.X ± 0.30 X.X ± 2°	Description:-	
X.XX ± 0.15 X.XX ± 1°	FPC 0.5mm PITCH SIDE ENTRY, TOP CONTACT, SMT, HEIGHT=1.2mm, ZIF, SLIDE TYPE	
X.XXX ± 0.10 X.XXX ± 0.5°	© THIS DRAWING IS CONFIDENTIAL AND MUST NOT BE COPIED OR DISCLOSED WITHOUT WRITTEN CONSENT	
Third Angle Projection	Scale NTS	Revision B



www.globalconnectortechnology.com

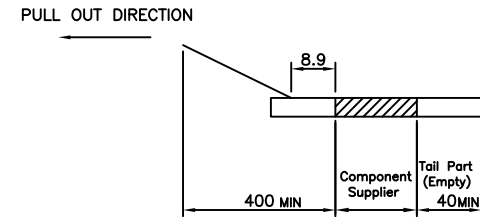
Material See Note	Drawn by PKN	E & OE	Sheet No. 1/2
-------------------	--------------	--------	---------------

PIN NO.	DIM=A	DIM=B	DIM=C	DIM=D
4P	8.20	20.00	25.0	26.5
5P	8.70			
6P	9.20			
7P	9.70			
8P	10.20			
9P	10.70			
10P	11.20			
11P	11.70			
12P	12.20			
13P	12.70			
14P	13.20			
15P	13.70			
16P	14.20			
17P	14.70			
18P	15.20			
19P	15.70			
20P	16.20			
21P	16.70	28.00	35.0	36.5
22P	17.20			
23P	17.70			
24P	18.20			
25P	18.70			
26P	19.20			
27P	19.70			
28P	20.20			
29P	20.70			
30P	21.20			
31P	21.70			
32P	22.20			
33P	22.70			
34P	23.20			
35P	23.70			
36P	24.20			
37P	24.70			
38P	25.20			
39P	25.70	40.00	45	46.5
40P	26.20			
41P	26.70			
42P	27.20			
43P	27.70			
44P	28.20			
45P	28.70			
46P	29.20			
47P	29.70			
48P	30.20			
49P	30.70			
50P	31.20			



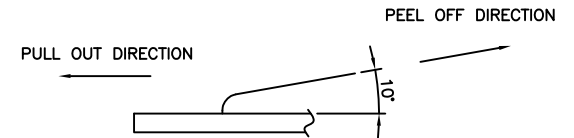
**NOTES:**

1. Number of Connectors: 2000 Pcs/Reel
2. Material  
Carrier Tape: PET, PE, PEF  
Reel: PS
3. Lead Tape Length:

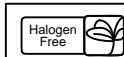


**4. Peeling off force of top tape**

0.1N~0.7N(10.2gf~71.4gf)  
(Peeling direction as shown in following fig)



By	PKN	SA
DETAIL	DRAWING RELEASE	ECN: FFC2B05-001
REV	A	B
DATE	19/05/10	19/01/11



Tolerances (Except as noted)		Part Number:-	Date:-	<b>GCT</b>		
Dimensions in mm		FFC2B05	19 MAY 10			
X.X ± 0.2	X.X ± 2°	Description:-		www.globalconnectortech.com		
X.XX ± 0.10	X.XX ± 1°	FPC 0.5mm PITCH SIDE ENTRY, TOP CONTACT, SMT, HEIGHT=1.2mm, ZIF, SLIDE TYPE		Scale	Revision	Material
X.XXX ± 0.05	X.XXX ± 0.5°	© THIS DRAWING IS CONFIDENTIAL AND MUST NOT BE COPIED OR DISCLOSED WITHOUT WRITTEN CONSENT		NTS	B	See Note
Third Angle Projection				Drawn by	E & OE	
				PKN	Sheet No. 2/2	