

1

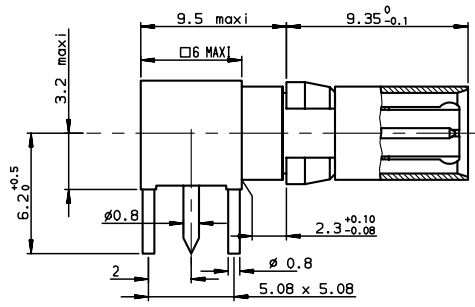
2

3

4

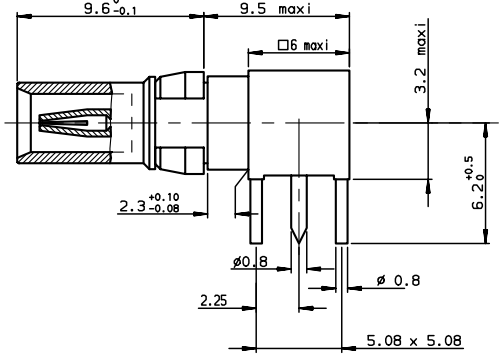
PART NUMBER
8609-M21-41-CXLF

PLATING	THICKNESS
C1	0.8µ AU (mating area)
C4	1.5µ AU (mating area)



PART NUMBER
8609-F21-41-CXLF

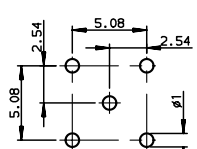
PLATING	THICKNESS
C1	0.8µ AU (mating area)
C4	1.5µ AU (mating area)



NOTES

- TOOLING : contact extractor ref. 8609-78
- TECHNICAL CHARACTERISTICS:**
 - INSERTION / WITHDRAWAL FORCE : < 10 N
 - CONTACT RESISTANCE :
 - center contact < 10 mΩ
 - outer contact < 3 mΩ
 - INSULATION RESISTANCE : 10⁶ MΩ
 - IMPEDANCE : 50 Ω
 - PEAK VOLTAGE : 750 Veff
 - OPERATING VOLTAGE : 250 Veff
 - WORKING FREQUENCY-MAX : 30 GHz
 - OPTIMUM : 0-10 GHz
 - REFLECTION COEFFICIENT : Max. 0.05 up to 1 GHz ; Max. 0.1 up to 10 GHz

PCB DRILLING



NOTE:RoHS INFORMATION

- The "LF" product meets European union Directives and other country regulations as described in 65-22-008.
- The product is not intended to be exposed to a manufacturing solder process.
- Packaging spec: see 65-14-920.

OTHER CHARACTERISTICS: SEE INSERTS ACCORDING TO DIN 41626

rev	ecn no	dr	date
A	LS06-0022	LEG	2006/03/11
B	LS06-0094	LEG	2006/06/02
C	LS06-0097	LGO	2006/07/28
D	LS08-0160	LGO	2008/07/10

www.fciconnect.com		surface ISO 1302	tolerance std ISO 406 ISO 1101	projection	mm
TOLERANCES UNLESS OTHERWISE SPECIFIED					
Dr	LEGALLIC	2006/03/11	ANGULAR	0.X ±0.1	size A3
Eng	LEGALLIC	2006/03/11	LINEAR	0.XX ±0.1	Scale 5
Chr	LEGARE	2006/03/11	0.XX ±0.1	0.XXX ±0.1	ECN LS08-0160
Appr	LEGARE	2006/03/11	Product family		DIN 8609 Spec ref -
				MALE AND FEMELLE COAX CTS RIGHT ANGLE PCB MOUNT	
catalog no				avg no	Rev. D
				C-8609-1211	CUSTOMER sheet 1 of 1

European Views

Copyright FCj

1

2

3

4