

T&B® Fittings



T&B Catalog Number:
UPC Number:
Description:

2116-TB
 78621002116
 1/2" Service Entrance Cable Connector,
 Die Cast Zinc; Gland-Steel-Electro Zinc
 Plated; Retaining Ring-Stainless Steel;
 Bushing-Neoprene. Cable opening-.235 x
 .500.
Status: Active



Features

- Neoprene bushing, resists oil and water; grips cable the full length of the bushing providing adequate strain relief without damaging outer jacket.
- Taper threaded body, stainless steel retaining ring protects cable jacket against abrasion; reduces installing torque effort.
- Rugged ribbed steel gland construction, suitable for Type SE & USE service entrance cable.

Application

To connect service entrance cables to a meter box or an enclosure.

General

Material	Die Cast Zinc
Cable Opening (inches)	.235 x .500

Dimension Information

Hub Size (inches)	1/2
Dimension A (inches)	1 11/16
Dimension B (inches)	5/8
Dimension C (inches)	1
Dimension D (maximum) (inches)	0.235
Dimension E (minimum) (inches)	0.350
Dimension E (maximum) (inches)	0.500
Dimension F (inches)	9/16
Dimension G (inches)	1 1/8
Dimension H (inches)	1 1/8

Packaging

T&B Inner Pack	25
Package in Units	100
T&B Sold in UOM	Each
T&B Weight Per UOM	14 lbs. per 100

Application Support

Product Overview	Available on Website
Specifications	Available on Website

Certifications

RoHS Compliance	Yes
-----------------	-----

Certifications



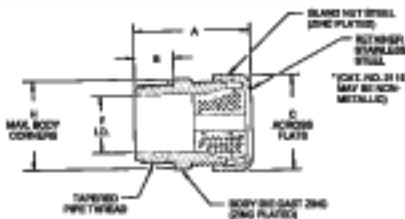
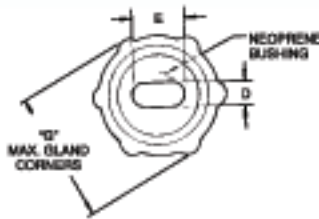
File Nbr:
 E 17583

Service Entrance Cable Fittings

Oil- and water-resistant neoprene bushing specially designed for sealing around underground feeder cable!

Underground Liquidtight Feeder-Cable Fittings

- Stainless steel retaining ring provides bearing surface for glandnut and eliminates cable twist
- Ribbed glandnut tightens easily with wrench to form high-strength connection



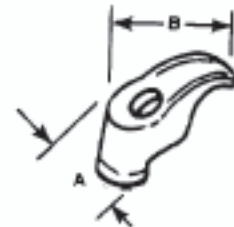
CAT. NO.	HUB SIZE	CABLE OPENING	DIMENSIONS (IN.)									
			A	B	C	D		E		F	G	H
						MIN.	MAX.	MIN.	MAX.			
2118-TB*	3/4"	235 x 500	1 1/4	3/4	1	.060	.235	.350	.500	3/4	1 1/4	1 1/4
2237	3/4"	230 x 430	1 1/4	3/4	1 1/2	.080	.230	.320	.430	3/4	1 1/4	1 1/4
2238	3/4"	235 x 465	1 1/4	3/4	1 1/2	.050	.235	.340	.465	3/4	1 1/4	1 1/4
2239	3/4"	240 x 685	1 1/4	3/4	1 1/2	.060	.240	.500	.685	3/4	1 1/4	1 1/4

* Not CSA Certified
UL File No. E-23017
CSA File No. 2884

Rocking action of foot allows each strap to accept a wide range of wire sizes!

Cable Straps

- Hole for 1/4" screw
- Hot-dipped galvanized malleable iron construction



CAT. NO.	WIRE SIZE	DIMENSIONS (IN.)	
		A	B
1341-TB	2-#10	3/4	1 1/4
1344	3-#6 or 3-#8	3/4	1 1/4
1345*	3-#4 or 3-#2	3/4	1 1/4
1346	3-1/0	3/4	2 1/4
1347	3-4/0	3/4	2 1/4

* Steel, hot dipped galvanized.
UL not applicable
CSA Certified