

Interactive Catalog Supplements Catalog PDFs

If you need detailed product information, or help choosing the right product for your application, see our [Interactive Catalog](#). Use the [Interactive Catalog](#) to access the most complete and up-to-date information available.

The [Interactive Catalog](#) provides an extensive collection of product specifications, application data, and technical literature that can be searched based on criteria you select.

This PDF catalog information was published in November 2000.



Sensing and Control
[Interactive Catalog...](#)

**Click this icon to try
the Interactive Catalog.**


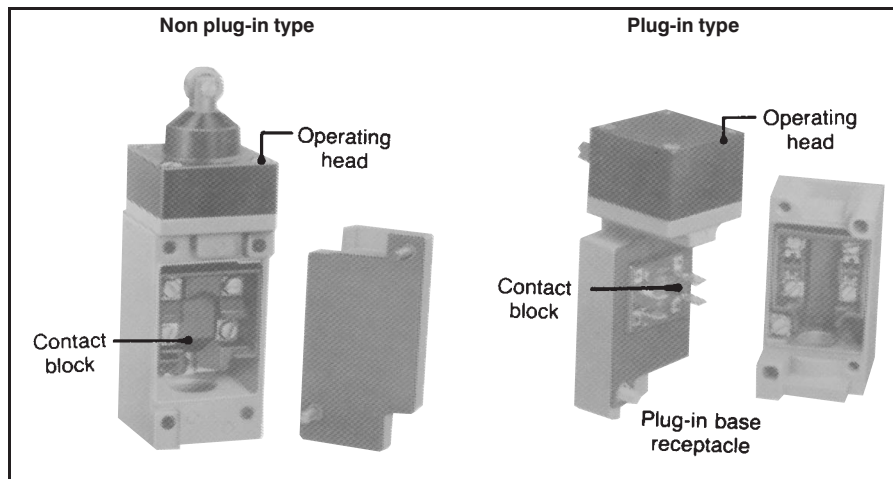
Sensing and Control
Honeywell Inc.
11 West Spring Street
Freeport, IL 61032

www.honeywell.com/sensing






Limit and Enclosed Switches

Modification and Replacement Parts

HDLS Series



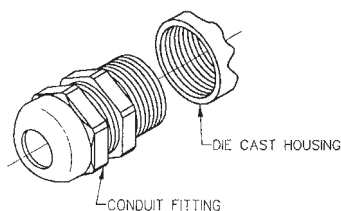
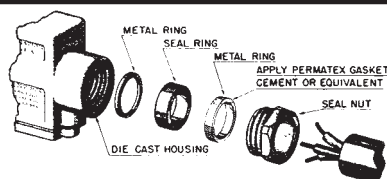
REPLACEMENT WOBBLE ACTUATORS

| Catalog Listing | | | | |
|---|---|---|---|---|
|  |  |  |  |  |
| Delrin Rod | Spring Wire | Cable | Cat Whisker | Coil Spring |
| LSZ4009 | LSZ4010 | LSZ4011 | LSZ4012* | LSZ4014 |

*5½ inch long. For 7½" length, order LSZ4013.

MICRO SWITCH conduit sealing packets can be used with limit or enclosed switches. This includes the HDLS, Compact LS, ML, E6, V6, BAF1 or OP series switches.

The conduit sealing packets are not suitable for use with explosion-proof switches.



PLUG IN RECEPTACLES

| Type | Catalog Listing |
|-------------------------------|-----------------|
| Single-Pole | LSZ4001 |
| Double-Pole ¾ in. Conduit | LSZ4002 |
| Double-Pole ½ in. Conduit | LSZ4006 |
| Single-Pole Manifold Mount | LSZ4015 |
| Double-Pole Manifold Mount | LSZ4016 |

ADAPTER PLATES

These adapter plates enable HDLS plug-in switches to retrofit 200LS series (single-pole) and 300LS series (double-pole) plug-in switches.

| Type | Catalog Listing |
|---|-----------------|
| Adapts 200LS series mounting to accept HDLS | LSZ4003 |
| Adapts 300LS series mounting to accept HDLS | LSZ4004 |

INDICATOR LIGHTS/SEAL RING

| Type | Catalog Listing |
|------|-----------------|
| 120V | LSZ4007 |
| 240V | LSZ4008 |

ADJUSTING TOOL KIT

This tool kit is used if readjustment of switches is necessary when heads and/or contact blocks are replaced.

| Catalog Listing |
|-----------------|
| LSZ4005 |

REPLACEMENT LEVERS

To order replacement levers, specify the same part number that is metal stamped on either the lever or lever hub.

For a complete list of HDLS replacement parts, refer to the charts on the following pages.

CONDUIT SEALING PACKETS

| Catalog Listing Packet | Cable O.D. Inches |
|------------------------|-------------------|
| 2PA6 | .400" - .435" |
| 2PA16 | .435" - .470" |
| 2PA1 | .530" - .570" |

LIQUID TIGHT CONDUIT FITTING

| | |
|-------|---------------------|
| 2PA17 | .170" - .470" ½ NPT |
| 2PA19 | .450" - .709" ¾ NPT |

Limit/Enclosed

Replacement Parts

For low temperature or high temperature options, refer to example in LSA1A block.

| PLUG-IN TYPE | 1 | 2 | 3 | 4 | 5 |
|---|---|---------------------------------------|----------------------------|--------------------------|------------------|
| Catalog Listing* On Switch Nameplate | Complete Plug-in Unit Less Base Receptacle | Plug-in Base Receptacle Only | Operating Head Only† | Contact Block Only | Actuator Only |
| Std. LSA1A Low Temp. LSYAB1A High Temp. LSYAC1A | LSZ7A1A LSZ7YAB1A LSZ7YAC1A | LSZ4001 LSZ4001 LSZ4001 | LSZ1A LSZ1AB LSZ1AC | LSZ3A LSZ3A LSZ3A | |
| LSA5A | LSZ7A5A | LSZ4001 | LSZ1A | LSZ3A | |
| LSA8A | LSZ7A8A | LSZ4001 | LSZ1A | LSZ3A | |
| LSA1J | LSZ7A1J | LSZ4001 | LSZ1A | LSZ3J | |
| LSA2B | LSZ7A2B | LSZ4002 | LSZ1A | LSZ3B | |
| LSA6B | LSZ7A6B | LSZ4006 | LSZ1A | LSZ3B | |
| LSB1A | LSZ7B1A | LSZ4001 | LSZ1B | LSZ3A | |
| LSB1J | LSZ7B1J | LSZ4001 | LSZ1B | LSZ3J | |
| LSB5A | LSZ7B5A | LSZ4001 | LSZ1B | LSZ3A | |
| LSB8A | LSZ7B8A | LSZ4001 | LSZ1B | LSZ3A | |
| LSB2B | LSZ7B2B | LSZ4002 | LSZ1B | LSZ3B | |
| LSB6B | LSZ7B6B | LSZ4006 | LSZ1B | LSZ3B | |
| LSC1A | LSZ7C1A | LSZ4001 | LSZ1C | LSZ3A | |
| LSC1J | LSZ7C3J | LSZ4001 | LSZ1C | LSZ3J | |
| LSC5A | LSZ7C5A | LSZ4001 | LSZ1C | LSZ3A | |
| LSC8A | LSZ7C8A | LSZ4001 | LSZ1C | LSZ3A | |
| LSC2B | LSZ7C2B | LSZ4002 | LSZ1C | LSZ3B | |
| LSC6B | LSZ7C6B | LSZ4006 | LSZ1C | LSZ3B | |
| LSD1A | LSZ7D1A | LSZ4001 | LSZ1D | LSZ3A | |
| LSD1J | LSZ7D1J | LSZ4001 | LSZ1D | LSZ3J | |
| LSD2B | LSZ7D2B | LSZ4002 | LSZ1D | LSZ3B | |
| LSD5A | LSZ7D5A | LSZ4001 | LSZ1D | LSZ3A | |
| LSD8A | LSZ7D8A | LSZ4001 | LSZ1D | LSZ3A | |
| LSD6B | LSZ7D6B | LSZ4006 | LSZ1D | LSZ3B | |
| LSE1A | LSZ7E1A | LSZ4001 | LSZ1E | LSZ3A | |

*Only partial listings are shown and necessary to determine replacement parts catalog listing. The listings with -7A, -7M, -7N, -8A, -8B and -8C are complete catalog listings.

Note: Complete units consist of Columns 1 and 2.

†For low temperature replacement heads add B. Example LSZ1AB. For fluorocarbon seal replacement heads add C. Example LSZ1AC.

Replacement Parts

PLUG-IN TYPE (Continued)

| | 1 | 2 | 3 | 4 | 5 |
|---|---|------------------------------|----------------------|--------------------|---------------|
| Catalog Listing* On Switch Nameplate | Complete Plug-in Unit Less Base Receptacle | Plug-in Base Receptacle Only | Operating Head Only† | Contact Block Only | Actuator Only |
| LSE1J | LSZ7E1J | LSZ4001 | LSZ1E | LSZ3J | |
| LSE2B | LSZ7E2B | LSZ4002 | LSZ1E | LSZ3B | |
| LSE5A | LSZ7E5A | LSZ4001 | LSZ1E | LSZ3A | |
| LSE8A | LSZ7E8A | LSZ4001 | LSZ1E | LSZ3A | |
| LSE6B | LSZ7E6B | LSZ4006 | LSZ1E | LSZ3B | |
| LSF1A | LSZ7F1A | LSZ4001 | LSZ1F | LSZ3A | |
| LSF1J | LSZ7F1J | LSZ4001 | LSZ1F | LSZ3J | |
| LSF2B | LSZ7F2B | LSZ4002 | LSZ1F | LSZ3B | |
| LSF5A | LSZ7F5A | LSZ4001 | LSZ1F | LSZ3A | |
| LSF8A | LSZ7F8A | LSZ4001 | LSZ1F | LSZ3A | |
| LSF6B | LSZ7F6B | LSZ4006 | LSZ1F | LSZ3B | |
| LSG1A | LSZ7G1A | LSZ4001 | LSZ1G | | |
| | | | | | |
| LSG5A | LSZ7G5A | LSZ4001 | LSZ1G | | |
| LSG8A | LSZ7G8A | LSZ4001 | LSZ1G | | |
| LSG2B | LSZ7G2B | LSZ4002 | LSZ1G | | |
| LSG6B | LSZ7G6B | LSZ4006 | LSZ1G | | |
| LSH1A | LSZ7H1A | LSZ4001 | LSZ1H | LSZ3A | |
| | | | | | |
| LSH2B | LSZ7H2B | LSZ4002 | LSZ1H | LSZ3B | |
| LSH6B | LSZ7H6B | LSZ4006 | LSZ1H | LSZ3B | |
| LSH5A | LSZ7H5A | LSZ4001 | LSZ1H | LSZ3A | |
| LSH8A | LSZ7H8A | LSZ4001 | LSZ1H | LSZ3A | |
| LSJ1A-7A | LSZ7J1A-7A | LSZ4001 | LSZ1JGA** | LSZ3A | LSZ4009 |
| LSJ1A-7M | LSZ7J1A-7M | LSZ4001 | LSZ1JGM** | LSZ3A | LSZ4010 |

Limit/Enclosed

*Only partial listings are shown and necessary to determine replacement parts catalog listing. The listings with -7A, -7M, -7N, -8A, -8B and -8C are complete catalog listings.

**Includes actuator

Note: Complete units consist of Columns 1 and 2.

† For low temperature replacement heads add B. Example LSZ1AB. For fluorocarbon seal replacement heads add C. Example LSZ1AC.

Replacement Parts

PLUG-IN TYPE (Continued)

| | 1 | 2 | 3 | 4 | 5 |
|--|---|---------------------------------------|------------------------------------|--------------------------|------------------|
| Catalog Listing* On Switch Nameplate | Complete Plug-in Unit Less Base Receptacle | Plug-in Base Receptacle Only | Operating Head and Actuator‡ | Contact Block Only | Actuator Only |
| LSJ5A-7M | LSZ7J5A-7M | LSZ4001 | LSZ1JGM | LSZ3A | LSZ4010 |
| LSJ8A-7M | LSZ7J8A-7M | LSZ4001 | LSZ1JGM | LSZ3A | LSZ4010 |
| LSJ2B-7A | LSZ7J2B-7A | LSZ4002 | LSZ1JGM | LSZ3B | LSZ4009 |
| LSJ2B-7M | LSZ7J2B-7M | LSZ4002 | LSZ1JGM | LSZ3B | LSZ4010 |
| LSJ6B-7M | LSZ7J6B-7M | LSZ4006 | LSZ1JGM | LSZ3B | LSZ4010 |
| LSJ5A-7A | LSZ7J5A-7A | LSZ4001 | LSZ1JGA | LSZ3A | LSZ4009 |
| LSJ8A-7A | LSZ7J8A-7A | LSZ4001 | LSZ1JGA | LSZ3A | LSZ4009 |
| LSJ6B-7A | LSZ7J6B-7A | LSZ4006 | LSZ1JGA | LSZ3B | LSZ4009 |
| LSJ1A-7N | LSZ7J1A-7N | LSZ4001 | LSZ1JGN | LSZ3A | LSZ4011 |
| LSJ1J-7N | LSZ7J1J-7N | LSZ4001 | LSZ1JGN | LSZ3J | LSZ4011 |
| LSJ5A-7N | LSZ7J5A-7N | LSZ4001 | LSZ1JGN | LSZ3A | LSZ4011 |
| LSJ8A-7N | LSZ7J8A-7N | LSZ4001 | LSZ1JGN | LSZ3A | LSZ4011 |
| LSJ2B-7N | LSZ7J2B-7N | LSZ4002 | LSZ1JGN | LSZ3B | LSZ4011 |
| LSJ6B-7N | LSZ7J6B-7N | LSZ4006 | LSZ1JGN | LSZ3B | LSZ4011 |
| LSK1A-8A | LSZ7K1A-8A | LSZ4001 | LSZ1KHA | LSZ3A | LSZ4012 |
| LSK1J-8A | LSZ7K1J-8A | LSZ4001 | LSZ1KHA | LSZ3J | LSZ4012 |
| LSK2B-8A | LSZ7K2B-8A | LSZ4002 | LSZ1KHA | LSZ3B | LSZ4012 |
| LSK5A-8A | LSZ7K5A-8A | LSZ4001 | LSZ1KHA | LSZ3A | LSZ4012 |
| LSK8A-8A | LSZ7K8A-8A | LSZ4001 | LSZ1KHA | LSZ3A | LSZ4012 |
| LSK6B-8A | LSZ7K6B-8A | LSZ4006 | LSZ1KHA | LSZ3B | LSZ4012 |
| LSK1A-8C | LSZ7K1A-8C | LSZ4001 | LSZ1KHC | LSZ3A | LSZ4014 |
| LSK1A-8B | LSZ7K1A-8B | LSZ4001 | LSZ1KHB | LSZ3A | LSZ4013 |
| LSK5A-8C | LSZ7K5A-8C | LSZ4001 | LSZ1KHC | LSZ3A | LSZ4014 |
| LSK8A-8C | LSZ7K8A-8C | LSZ4001 | LSZ1KHC | LSZ3A | LSZ4014 |
| LSK2B-8C | LSZ7K2B-8C | LSZ4002 | LSZ1KHC | LSZ3B | LSZ4014 |
| LSK6B-8C | LSZ7K6B-8C | LSZ4006 | LSZ1KHC | LSZ3B | LSZ4014 |

*Only partial listings are shown and necessary to determine replacement parts catalog listing. The listings with -7A, -7M, -7N, -8A, -8B and -8C are complete catalog listings.

Note: Complete units consist of Columns 1 and 2.

‡ For low temperature replacement head and actuators add **B** between the fifth and sixth characters. Example: LSZ1KBHA. For fluorocarbon seals add **C**. Example LSZ1KCHA.

Replacement Parts

PLUG-IN TYPE (Continued)

| | 1 | 2 | 3 | 4 | 5 |
|--|---|---------------------------------------|----------------------------|--------------------------|------------------|
| Catalog Listing* On Switch Nameplate | Complete Plug-in Unit Less Base Receptacle | Plug-in Base Receptacle Only | Operating Head Only† | Contact Block Only | Actuator Only |
| LSL2C | LSZ7L2C | LSZ4002 | LSZ1L | LSZ3C | |
| LSL6C | LSZ7L6C | LSZ4006 | LSZ1L | LSZ3C | |
| LSM2D | LSZ7M2D | LSZ4002 | LSZ1M | LSZ3C | |
| LSM6D | LSZ7M6D | LSZ4006 | LSZ1M | LSZ3C | |
| LSN1A | LSZ7N1A | LSZ4001 | LSZ1N | | |
| LSN2B | LSZ7N2B | LSZ4002 | LSZ1N | | |
| | | | | | |
| LSN5A | LSZ7N5A | LSZ4001 | LSZ1N | | |
| LSN8A | LSZ7N8A | LSZ4001 | LSZ1N | | |
| LSN6B | LSZ7N6B | LSZ4006 | LSZ1N | | |
| LSP1A | LSZ7P1A | LSZ4001 | LSZ1P | LSZ3A | |
| LSP1J | LSZ7P1J | LSZ4001 | LSZ1P | LSZ3J | |
| LSP2B | LSZ7P2B | LSZ4002 | LSZ1P | LSZ3B | |
| LSP5A | LSZ7P5A | LSZ4001 | LSZ1P | LSZ3A | |
| LSP8A | LSZ7P8A | LSZ4001 | LSZ1P | LSZ3A | |
| LSP6B | LSZ7P6B | LSZ4006 | LSZ1P | LSZ3B | |
| LSR1A | LSZ7R1A | LSZ4001 | LSZ1R | LSZ3A | |
| | | | | | |
| LSR2B | LSZ7R2B | LSZ4002 | LSZ1R | LSZ3B | |
| LSR6B | LSZ7R6B | LSZ4006 | LSZ1R | LSZ3B | |
| LSR5A | LSZ7R5A | LSZ4001 | LSZ1R | LSZ3A | |

Limit/Enclosed

*Only partial listings are shown and necessary to determine replacement parts catalog listing. The listings with -7A, -7M, -7N, -8A, -8B and -8C are complete catalog listings.

Note: Complete units consist of Columns 1 and 2.

† For low temperature replacement heads add B. Example LSZ1AB. For fluorocarbon seal replacement heads add C. Example LSZ1AC.

Replacement Parts

PLUG-IN TYPE (Continued)

| | 1 | 2 | 3 | 4 | 5 |
|---|---|---------------------------------|-------------------------|-----------------------|------------------|
| Catalog Listing* On Switch Nameplate | Complete Plug-in Unit Less Base Receptacle | Plug-in Base Receptacle Only | Operating Head Only† | Contact Block Only | Actuator Only |
| LSR8A | LSZ7R8A | LSZ4001 | LSZ1R | LSZ3A | |
| LSS1H | LSZ7S1H | LSZ4001 | LSZ1S | LSZ3H | |
| LSU1A | LSZ7U1A | LSZ4001 | LSZ1U | LSZ3A | |
| LST1H | LSZ7T1H | LSZ4001 | LSZ1T | LSZ3H | |
| LSU5A | LSZ7U5A | LSZ4001 | LSZ1U | LSZ3A | |
| LSV1A | LSZ7V1A | LSZ4001 | LSZ1V | LSZ3A | |
| LSV1J | LSZ7V1J | LSZ4001 | LSZ1V | LSZ3J | |
| LSV5A | LSZ7V5A | LSZ4001 | LSZ1V | LSZ3A | |
| LSV8A | LSZ7V8A | LSZ4001 | LSZ1V | LSZ3A | |
| LSV2B | LSZ7V2B | LSZ4002 | LSZ1V | LSZ3B | |
| LSV6B | LSZ7V6B | LSZ4006 | LSZ1V | LSZ3B | |
| LSW1A | LSZ7W1A | LSZ4001 | LSZ1W | LSZ3A | |
| LSW1J | LSZ7W1J | LSZ4001 | LSZ1W | LSZ3J | |
| LSW5A | LSZ7W5A | LSZ4001 | LSZ1W | LSZ3A | |
| LSW8A | LSZ7W8A | LSZ4001 | LSZ1W | LSZ3A | |
| LSW2B | LSZ7W2B | LSZ4002 | LSZ1W | LSZ3B | |
| LSW6B | LSZ7W6B | LSZ4006 | LSZ1W | LSZ3B | |

NON PLUG-IN TYPE (These parts will not form a complete switch)

| Catalog Listing* On Switch Nameplate | Operating Head Only† | Contact Block Only | Actuator Only |
|---|-------------------------|-----------------------|------------------|
| LSA3K | LSZ1A | LSZ3K | |
| LSA4L | LSZ1A | LSZ3L | |
| LSA7L | LSZ1A | LSZ3L | |
| LSB3K | LSZ1B | LSZ3K | |
| LSB4L | LSZ1B | LSZ3L | |
| LSB7L | LSZ1B | LSZ3L | |
| LSC3K | LSZ1C | LSZ3K | |
| LSC4L | LSZ1C | LSZ3L | |

| Catalog Listing* On Switch Nameplate | Operating Head and Actuator‡ | Contact Block Only | Actuator Only |
|---|---------------------------------|-----------------------|------------------|
| LSJ7L-7A | LSZ1JGA | LSZ3L | LSZ4009 |
| LSJ7L-7M | LSZ1JGM | LSZ3L | LSZ4010 |
| LSJ4L-7N | LSZ1JGN | LSZ3L | LSZ4011 |
| LSJ7L-7N | LSZ1JGN | LSZ3L | LSZ4011 |
| LSK3K-8A | LSZ1KHA | LSZ3K | LSZ4012 |
| LSK4L-8A | LSZ1KHA | LSZ3L | LSZ4012 |
| LSK7L-8A | LSZ1KHA | LSZ3L | LSZ4012 |
| LSK3K-8C | LSZ1KHC | LSZ3K | LSZ4014 |

*Only partial listings are shown and necessary to determine replacement parts catalog listing. The listings with -7A, -7M, -7N, -8A, -8B and -8C are complete catalog listings.

Note: Complete units consist of Columns 1 and 2.

‡ For low temperature replacement head and actuators add **B** between the fifth and sixth characters. Example LSZ1KBHA. For fluorocarbon seals add **C**. Example LSZ1KCHA.

Replacement Parts

NON PLUG-IN TYPE

| Catalog Listing* On Switch Nameplate | Operating Head Only† | Contact Block Only | Actuator Only |
|---|----------------------|--------------------|---------------|
| LSC7L | LSZ1C | LSZ3L | |
| LSD3K | LSZ1D | LSZ3K | |
| LSD4L | LSZ1D | LSZ3L | |
| LSD7L | LSZ1D | LSZ3L | |
| LSE3K | LSZ1E | LSZ3K | |
| LSE4L | LSZ1E | LSZ3L | |
| LSE7L | LSZ1E | LSZ3L | |
| LSF3K | LSZ1F | LSZ3K | |
| LSF4L | LSZ1F | LSZ3L | |
| LSF7L | LSZ1F | LSZ3L | |
| LSG3K | LSZ1G | | |
| LSG4L | LSZ1G | | |
| LSG7L | LSZ1G | | |
| LSH3K | LSZ1H | LSZ3K | |
| LSH4L | LSZ1H | LSZ3L | |
| LSH7L | LSZ1H | LSZ3L | |

| Catalog Listing* On Switch Nameplate | Operating Head and Actuator‡ | Contact Block Only | Actuator Only |
|---|------------------------------|--------------------|---------------|
| LSJ3K-7A | LSZ1JGA | LSZ3K | LSZ4009 |
| LSJ3K-7M | LSZ1JGM | LSZ3K | LSZ4010 |
| LSJ3K-7N | LSZ1JGN | LSZ3K | LSZ4011 |
| LSJ4L-7A | LSZ1JGA | LSZ3L | LSZ4009 |
| LSJ4L-7M | LSZ1JGM | LSZ3L | LSZ4010 |
| LSK4L-8C | LSZ1KHC | LSZ3L | LSZ4014 |
| LSK7L-8C | LSZ1KHC | LSZ3L | LSZ4014 |

‡ For low temperature replacement head and actuators add **B** between the fifth and sixth characters. Example: LSZ1KBHA. For fluorocarbon seals add **C**. Example LSZ1KCHA.

| Catalog Listing* On Switch Nameplate | Operating Head Only† | Contact Block Only | Actuator Only |
|---|----------------------|--------------------|---------------|
| LSL4M | LSZ1L | LSZ3M | |
| LSL7M | LSZ1L | LSZ3M | |
| LSM4N | LSZ1M | LSZ3M | |
| LSM7N | LSZ1M | LSZ3M | |
| LSN3K | LSZ1N | | |
| LSN4L | LSZ1N | | |
| LSN7L | LSZ1N | | |
| LSP3K | LSZ1P | LSZ3K | |
| LSP4L | LSZ1P | LSZ3L | |
| LSP7L | LSZ1P | LSZ3L | |
| LSR3K | LSZ1R | LSZ3K | |
| LSR4L | LSZ1R | LSZ3L | |
| LSR7L | LSZ1R | LSZ3L | |
| LSV3K | LSZ1V | LSZ3K | |
| LSV4L | LSZ1V | LSZ3L | |
| LSV7L | LSZ1V | LSZ3L | |
| LSW3K | LSZ1W | LSZ3K | |
| LSW4L | LSZ1W | LSZ3L | |
| LSW7L | LSZ1W | LSZ3L | |

Limit/Enclosed

REPLACEMENT PARTS FOR STAINLESS STEEL HDLS

| Listing | Operating Head | Contact Block |
|---------|----------------|---------------|
| LS2A3N | LS2Z1A | N/A |
| LS2A4K | LS2Z1A | LSZ3K |
| LS2A4L | LS2Z1A | LSZ3L |
| LS2D4K | LS2Z1D | LSZ3K |
| LS2D4L | LS2Z1D | LSZ3L |
| LS2E4K | LS2Z1E | LSZ3K |
| LS2E4L | LS2Z1E | LSZ3L |
| LS2F4K | LS2Z1F | LSZ3K |
| LS2F4L | LS2Z1F | LSZ3L |
| LS2H3K | LS2Z1H | LSZ3K |
| LS2H4K | LS2Z1H | LSZ3K |
| LS2H4L | LS2Z1H | LSZ3L |
| LS2M4N | LS2Z1M | LSZ3M |
| LS2N3K | LS2Z1N | LSZ3K |

*Only partial listings are shown and necessary to determine replacement parts catalog listing. The listings with -7A, -7M, -7N, -8A, -8B and -8C are complete catalog listings.

† For low temperature replacement heads add **B**. Example LSZ1AB. For fluorocarbon seal replacement heads add **C**. Example LSZ1AC.