



BUL39D

HIGH VOLTAGE FAST-SWITCHING NPN POWER TRANSISTOR

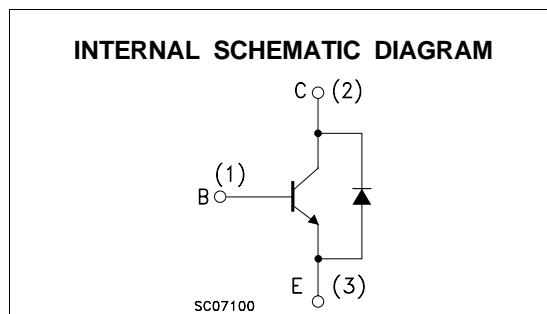
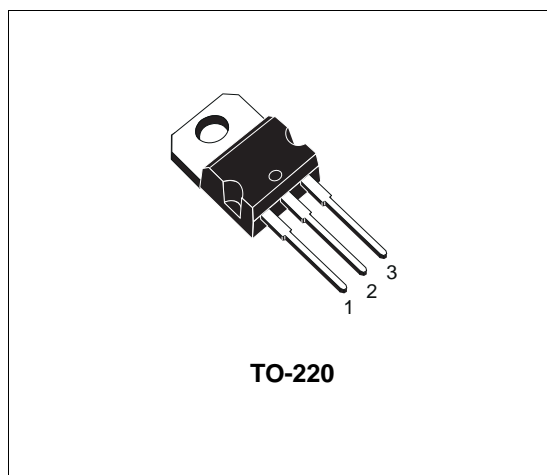
- NPN TRANSISTOR
- HIGH VOLTAGE CAPABILITY
- MINIMUM LOT-TO-LOT SPREAD FOR RELIABLE OPERATION
- VERY HIGH SWITCHING SPEED
- HIGH RUGGEDNESS

APPLICATIONS

- ELECTRONIC TRANSFORMERS FOR HALOGEN LAMPS
- SWITCH MODE POWER SUPPLIES

DESCRIPTION

The BUL39D is manufactured using high voltage Multi Epitaxial Planar technology to enhance switching speeds while maintaining wide RBSOA. The BUL series is designed for use in electronics transformers for halogen lamps.



ABSOLUTE MAXIMUM RATINGS

Symbol	Parameter	Value	Unit
V_{CES}	Collector-Emitter Voltage ($V_{BE} = 0$)	850	V
V_{CEO}	Collector-Emitter Voltage ($I_B = 0$)	450	V
V_{EBO}	Emitter-Base Voltage ($I_C = 0$)	9	V
I_C	Collector Current	4	A
I_{CM}	Collector Peak Current ($t_p < 5$ ms)	8	A
I_B	Base Current	2	A
I_{BM}	Base Peak Current ($t_p < 5$ ms)	4	A
P_{tot}	Total Dissipation at $T_c = 25$ °C	70	W
T_{stg}	Storage Temperature	-65 to 150	°C
T_j	Max. Operating Junction Temperature	150	°C

BUL39D

THERMAL DATA

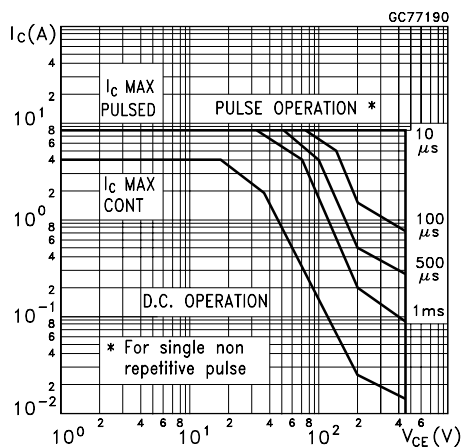
$R_{thj-case}$	Thermal Resistance Junction-Case	Max	1.78	$^{\circ}C/W$
$R_{thj-amb}$	Thermal Resistance Junction-Ambient	Max	70	$^{\circ}C/W$

ELECTRICAL CHARACTERISTICS ($T_{case} = 25^{\circ}C$ unless otherwise specified)

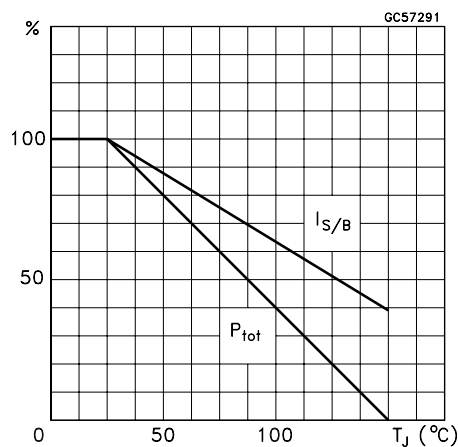
Symbol	Parameter	Test Conditions	Min.	Typ.	Max.	Unit
I_{CES}	Collector Cut-off Current ($V_{BE} = 0$)	$V_{CE} = 850 V$ $V_{CE} = 850 V$ $T_j = 125^{\circ}C$			100 500	μA μA
I_{EBO}	Emitter Cut-off Current ($I_C = 0$)	$V_{EB} = 9 V$			100	μA
$V_{CEO(sus)}^*$	Collector-Emitter Sustaining Voltage ($I_B = 0$)	$I_C = 100 mA$ $L = 25 mH$	450			V
$V_{CE(sat)}^*$	Collector-Emitter Saturation Voltage	$I_C = 1 A$ $I_B = 0.2 A$ $I_C = 2.5 A$ $I_B = 0.5 A$		0.13	0.5 1.1	V V
$V_{BE(sat)}^*$	Base-Emitter Saturation Voltage	$I_C = 1 A$ $I_B = 0.2 A$ $I_C = 2.5 A$ $I_B = 0.5 A$			1.1 1.3	V V
h_{FE}^*	DC Current Gain	$I_C = 5 A$ $V_{CE} = 10 V$ $I_C = 10 mA$ $V_{CE} = 5 V$	4 10			
V_{CEW}	Maximum Collector Emitter Voltage Without Snubber	$I_C = 6 A$ $R_{BB} = 0 \Omega$ $V_{BB} = -2.5 V$ $L = 50 \mu H$ $t_p = 10 \mu s$	450			V
t_s t_f	INDUCTIVE LOAD Storage Time Fall Time	$I_C = 2.5 A$ $I_{B(on)} = 0.5 A$ $V_{BE(off)} = -5 V$ $R_{BB} = 0 \Omega$ $V_{CL} = 300 V$ $L = 1 mH$		0.7 50	1.5 100	μs ns
V_f	Diode Forward Voltage	$I_C = 2 A$			1.5	V

* Pulsed: Pulse duration = 300 μs , duty cycle 1.5 %

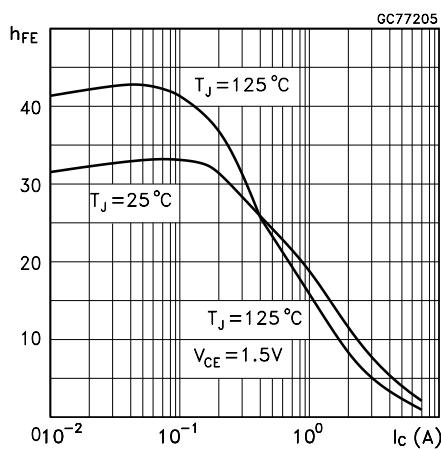
Safe Operating Areas



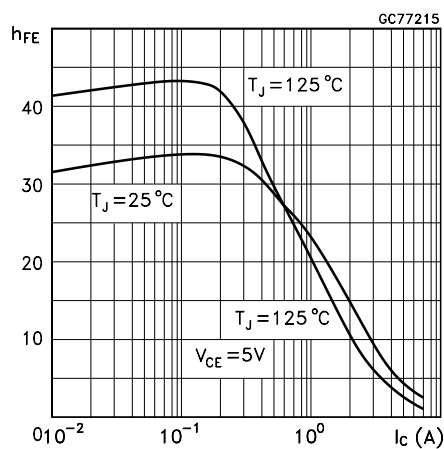
Derating Curve



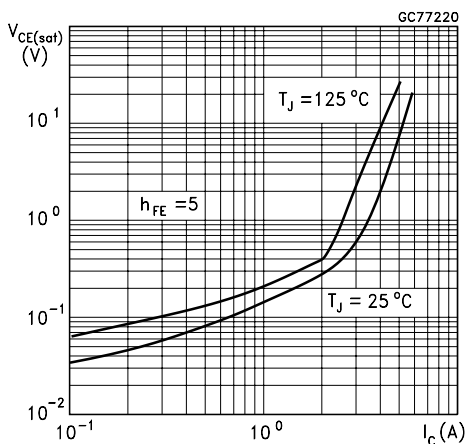
DC Current Gain



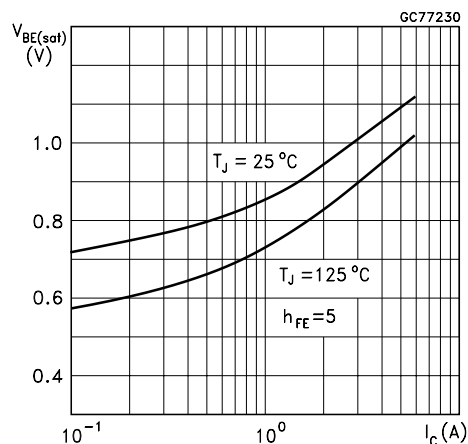
DC Current Gain



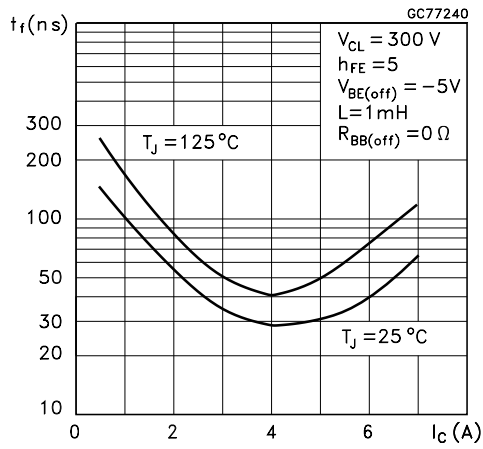
Collector Emitter Saturation Voltage



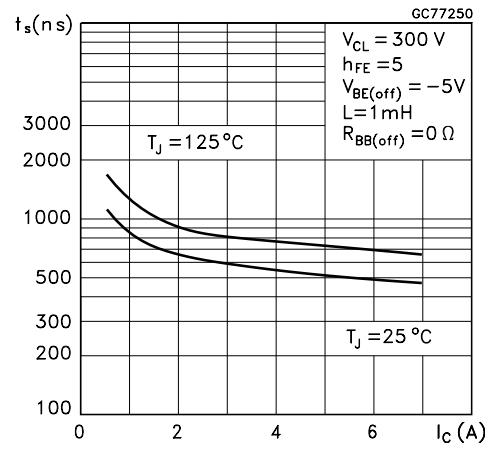
Base Emitter Saturation Voltage



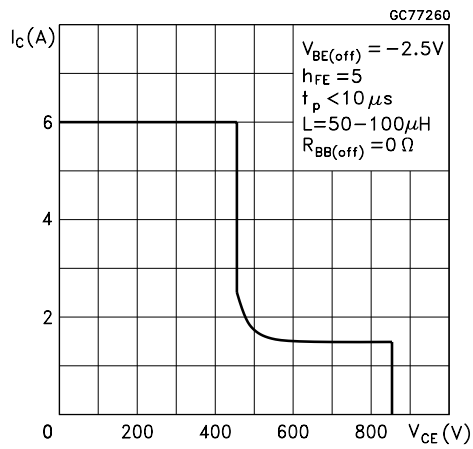
Inductive Fall Time



Inductive Storage Time

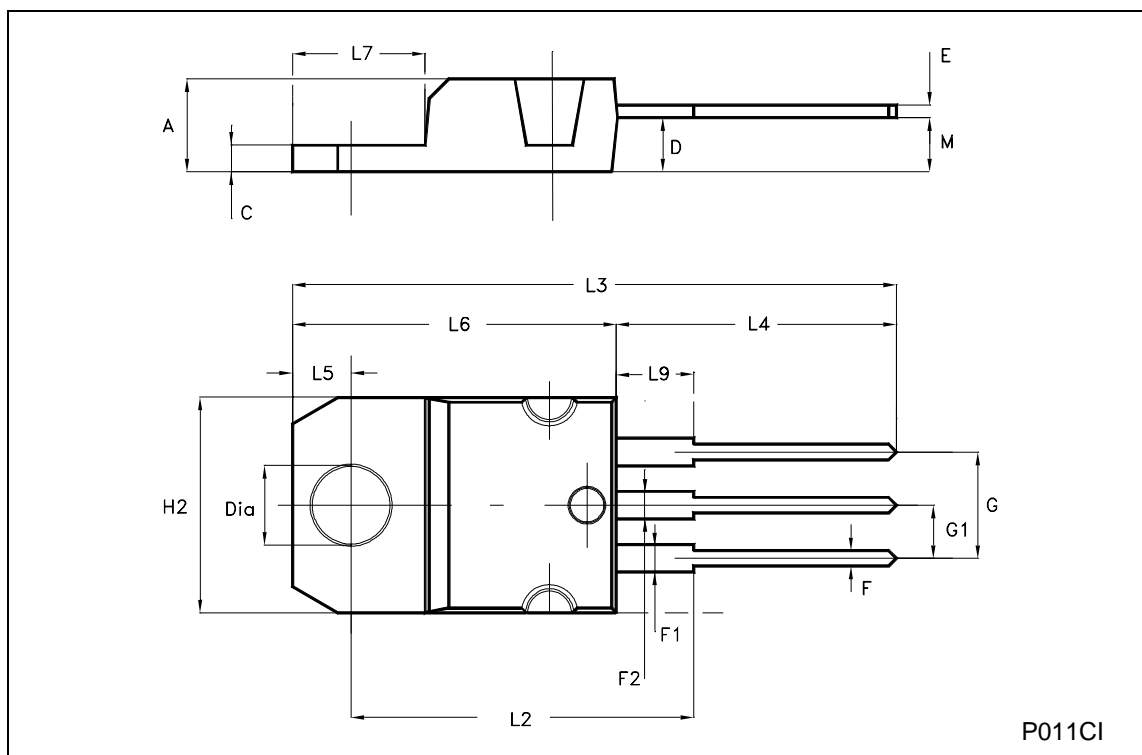


Reverse Biased SOA



TO-220 MECHANICAL DATA

DIM.	mm			inch		
	MIN.	TYP.	MAX.	MIN.	TYP.	MAX.
A	4.40		4.60	0.173		0.181
C	1.23		1.32	0.048		0.052
D	2.40		2.72	0.094		0.107
E	0.49		0.70	0.019		0.027
F	0.61		0.88	0.024		0.034
F1	1.14		1.70	0.044		0.067
F2	1.14		1.70	0.044		0.067
G	4.95		5.15	0.194		0.202
G1	2.40		2.70	0.094		0.106
H2	10.00		10.40	0.394		0.409
L2		16.40			0.645	
L4	13.00		14.00	0.511		0.551
L5	2.65		2.95	0.104		0.116
L6	15.25		15.75	0.600		0.620
L7	6.20		6.60	0.244		0.260
L9	3.50		3.93	0.137		0.154
M		2.60			0.102	
DIA.	3.75		3.85	0.147		0.151



Information furnished is believed to be accurate and reliable. However, STMicroelectronics assumes no responsibility for the consequences of use of such information nor for any infringement of patents or other rights of third parties which may result from its use. No license is granted by implication or otherwise under any patent or patent rights of STMicroelectronics. Specification mentioned in this publication are subject to change without notice. This publication supersedes and replaces all information previously supplied. STMicroelectronics products are not authorized for use as critical components in life support devices or systems without express written approval of STMicroelectronics.

The ST logo is a trademark of STMicroelectronics

© 2001 STMicroelectronics – Printed in Italy – All Rights Reserved
STMicroelectronics GROUP OF COMPANIES

Australia - Brazil - China - Finland - France - Germany - Hong Kong - India - Italy - Japan - Malaysia - Malta - Morocco -
Singapore - Spain - Sweden - Switzerland - United Kingdom - U.S.A.

<http://www.st.com>