

F-400U

Electrical Specifications (@25C)

1. Maximum Power: 144.0 VA
2. Primary:
 - Series: 230V 50/60 Hz
 - Parallel: 115V 50/60 Hz
3. Secondary:
 - Series: 48.0VCT @ 3.0 Amps
 - Parallel: 24.0VCT @ 6.0 Amps
4. Voltage Regulation: 6 % TYP @ full load to no load
5. Temperature Rise: 35C TYP (45C MAX allowed)

Description:

The F-400U transformer is part of a series of Triad Control transformers that have secondary voltages that are commonly utilized in various electronic, electro-magnetic and electrical control systems. These include such applications as use with relays, solenoids, small motors, speed changers, pumps, heating elements, control valves for fluid and gases, fans, blowers, electronic tubes, automatic assembly equipment, recording devices, elevators, door openers, low voltage lamps, etc.

Construction:

Wound on a single channel nylon bobbin. Materials are UL recognized, Class B (130° C) rated.

Safety:

These products are 100% hipot tested with an insulation of 1500V between primary and secondary windings as well as between the primary / secondary windings and the core.

Dimensions:

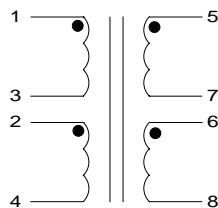
Units: In inches

| A | B | C | D | E |
|------|-------|------|------|-------|
| 4.75 | 3.125 | 3.50 | 2.50 | 2.875 |

Mounting Holes: 0.203 x 0.375"

Weight: 5.9 lbs

Schematic:



Primary:

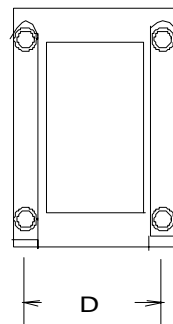
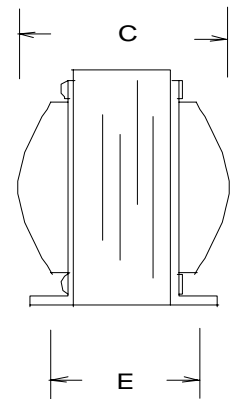
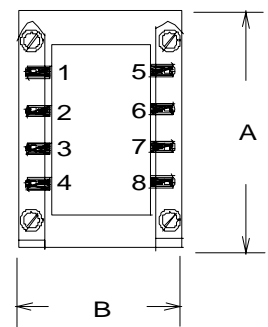

- Series: 1 to 4, Jumper 3 to 2
- Parallel: 1 to 3, Jumper 1 to 2 and 3 to 4

Secondary:

- Series: 5 to 8, Jumper 7 to 6
- Parallel: 5 to 7, Jumper 5 to 6 and 7 to 8

RoHS Compliance: As of manufacturing date February 2005, all standard products meet the requirements of 2002/95/EC, known as the RoHS initiative.

* Upon printing, this document is considered "uncontrolled". Please contact Triad Magnetics' website for the most current version.



Web: www.TriadMagnetics.com
 Phone 951-277-0757
 Fax 951-277-2757

22520B Temescal Canyon Road
 Corona, California
 92883

Publish Date: May 30, 2007