

Cooper Bussmann

[Homepage](#)
[About Cooper Bussmann](#)
[Contact Us](#)
[Privacy](#)
[Legal](#)
[Cooper Bussmann® Brand](#)
[Site Map](#)

0603FA250-R

Fast Acting Chip Fuse, .06 x .03 Inches

Product Information

Product Type:	Fuse
Product Family:	Electronic
Brand:	Cooper Bussmann

Physical Properties

Dimensions:	0.06in.(L) × 0.03in.(W) × 0.02in.(H)
-------------	--------------------------------------

Certifications

[UL Recognized](#)

[CSA Component Accepted](#)

Electrical Properties

Maximum DC Voltage:	32
Amperage Rating:	0.25
DC Interrupting Ratings:	<ul style="list-style-type: none"> 50
Fast Acting:	Yes

Chip™ Fuses

0603FA Series, Fast-Acting

Description

- Fast-acting 0603 surface mount fuse
- Excellent temperature and cycling characteristics
- Compatible with lead free solders and higher temperature profiles

Electrical Characteristics	
% of Amp Rating	Opening Time
100%	4 Hours Minimum
200%	60 Seconds Maximum

Agency Information

- UL Recognition Guide & File numbers: JDYX2 & E19180
- CSA Component Acceptance: 053787 C 000 & Class Number: 1422 30

Environmental Data

- Operating temperature: -55°C to 125°C with proper derating
- Load humidity test: MIL-STD-202, Method 103B
- Moisture resistance test: MIL-STD-202, Method 106E
- Thermal shock test: MIL-STD-202, Method 107D
- High frequency vibration test: MIL-STD-202, Method 204D

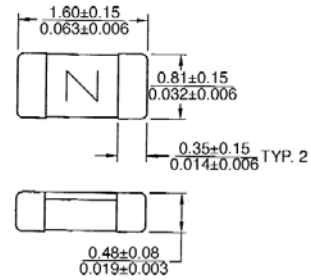
Ordering

- Specify packaging and product code (i.e., TR/0603FA250-R)

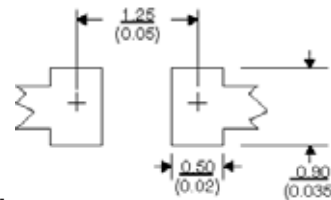


Dimensions – mm/inches

Drawing Not to Scale



Recommended Pad Layout – mm/inches



Soldering Method

- Wave solder: 260°C, 10 sec max.
- Solder reflow: 260°C, 30 sec max.

Specifications

Part Number	Current Rating (amps)	Voltage Rating	Interrupting Rating (amps) at Rated Voltage*	DC Cold Resistance** (Ω) Typical	Typical Melting I ² t***	Typical Voltage Drop†	Alpha Code Marking‡
0603FA250-R	250mA	50Vdc	50	3.100	0.0004	0.921	D
0603FA375-R	375mA	50Vdc	50	1.250	0.0009	0.605	E
0603FA500-R	500mA	32Vac/50dc	50ac/35dc	1.025	0.00193	0.600	F
0603FA750-R	750mA	32Vac/dc	50	0.450	0.0090	0.440	G
0603FA1-R	1	32Vac/dc	50	0.150	0.0025	0.211	H
0603FA1.25-R	1.25	32Vac/dc	35	0.108	0.0130	0.151	J
0603FA1.5-R	1.5	32Vac/dc	35	0.086	0.0319	0.138	K
0603FA2-R	2	32Vac/dc	35	0.051	0.0491	0.116	N
0603FA2.5-R	2.5	32Vac/dc	35	0.037	0.0625	0.113	O
0603FA3-R	3	32Vac/dc	35	0.028	0.0699	0.110	P
0603FA3.5-R	3.5	32Vac/dc	35	0.022	0.1200	0.103	R
0603FA4-R	4	32Vac/dc	35	0.017	0.2430	0.097	S
0603FA5-R	5	32Vac/dc	35	0.011	0.6950	0.090	T

* DC Interrupting rating (Measured at designated voltage, time constant of less than 50 microseconds, battery source)

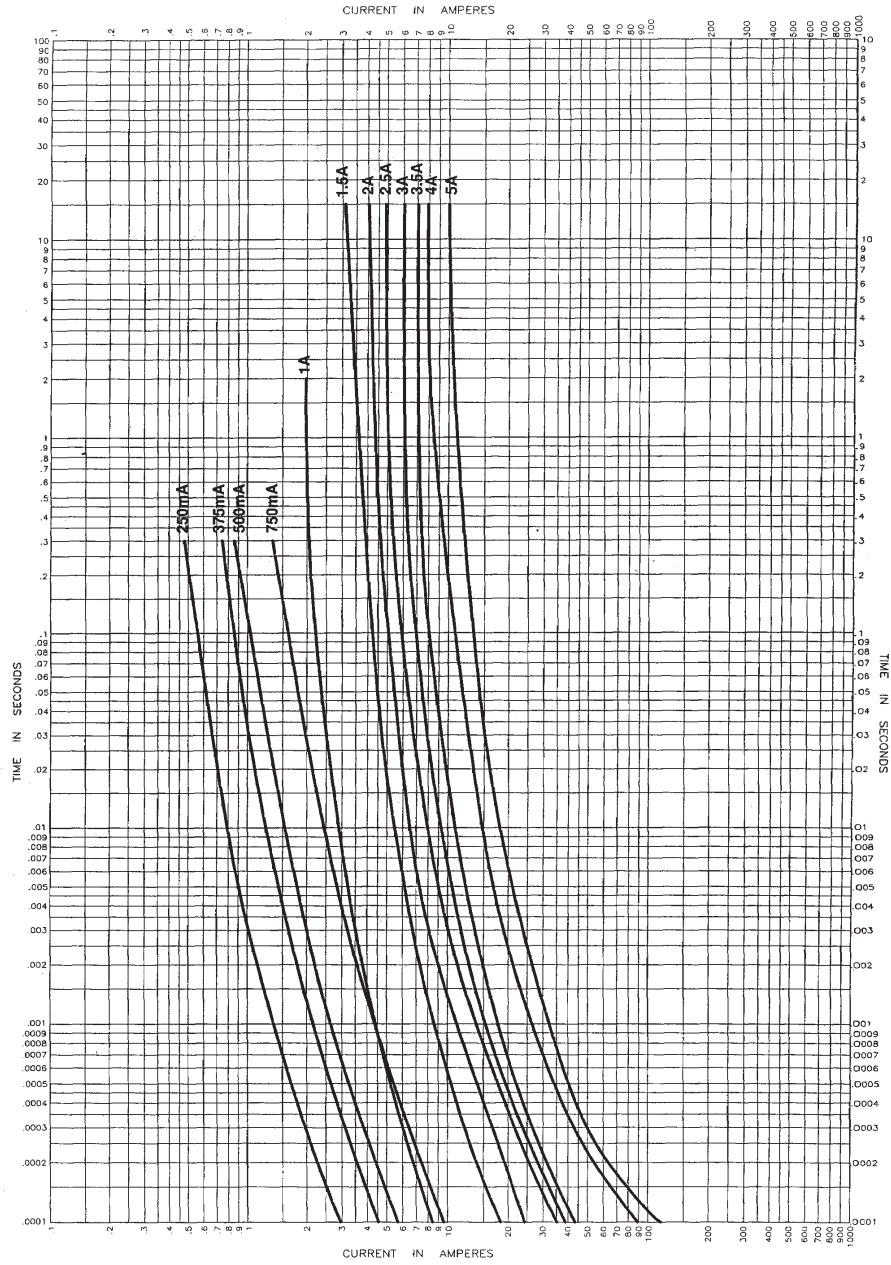
** DC Cold resistance (Measured at ≤10% of rated current)

*** Typical melting I²t (Measured with a battery bank at rated DC voltage, 10x-rated current, not to exceed IR, time constant of calibrated circuit less than 50 microseconds) (0603FA4A and 5A measured at interrupting rating)

† Typical voltage drop (Measured at rated current after temperature stabilizes)

‡ Alpha code to be marked on the top of fuse body for all ratings

Time Current Curve



Packaging Code	
Packaging Code Prefix	Description
TR	5,000 fuses on paper tape and reeled on a 178mm (7 inch) diameter reel per EIA Standard 481-1