


# Inductive Sensors

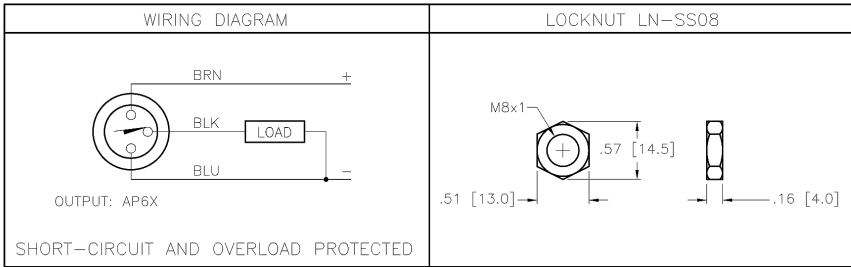


Housing Style	Part Number	ID Number	Features	Sensing Range (mm)	Output
<b>8 mm - Nonembeddable, Miniature Threaded, Potted-In Cable</b> 	Ni 6U-EG08-AN6X	S4635803	<i>Uprox+</i>	6	3-Wire DC NPN
	Ni 6U-EG08-AP6X	S4635800	<i>Uprox+</i>	6	3-Wire DC PNP
<b>8 mm - Nonembeddable, Miniature Threaded, eurofast® Quick Disconnect</b> 	Ni 6U-EG08-AN6X-H1341	S4635805	<i>Uprox+</i>	6	3-Wire DC NPN
	Ni 6U-EG08-AP6X-H1341	S4635802	<i>Uprox+</i>	6	3-Wire DC PNP
<b>8 mm - Nonembeddable, Miniature Threaded, picofast® Quick Disconnect</b> 	Ni 6U-EG08-AN6X-V1131	S4635804	<i>Uprox+</i>	6	3-Wire DC NPN
	Ni 6U-EG08-AP6X-V1131	S4635801	<i>Uprox+</i>	6	3-Wire DC PNP
<b>Tube Sensing Nonembeddable, picofast® Quick Connection</b> 	Ni20U-TS12-AN6X2-V1131	M1625822	<i>Uprox+</i>	20	3-Wire DC NPN
	Ni20U-TS12-AP6X2-V1131	M1646640	<i>Uprox+</i>	20	3-Wire DC PNP

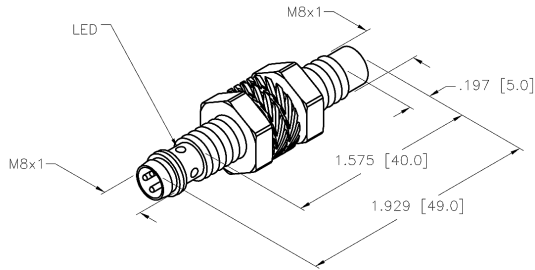


Voltage	Switching Freq. (Hz)	Operating Current (mA)	Operating Temp. (°C)	Protection	Housing	Face	Power LED	Output LED	Mating Cordset	Wiring Diagram #	Wiring Diagrams
10-30 VDC	1000	≤150	0 to +70	IP 68	SS	LCP	N/A	YE	2M/PUR	1	<p><b>Diagram 1</b></p>
10-30 VDC	1000	≤150	0 to +70	IP 68	SS	LCP	N/A	YE	2M/PUR	2	<p><b>Diagram 2</b></p>
10-30 VDC	1000	≤150	0 to +70	IP 68	SS	LCP	N/A	YE	RK 4T-*	5	<p><b>Diagram 3</b></p>
10-30 VDC	1000	≤150	0 to +70	IP 68	SS	LCP	N/A	YE	RK 4T-*	6	<p><b>Diagram 4</b></p>
10-30 VDC	1000	≤150	0 to +70	IP 68	SS	LCP	N/A	YE	PKG 3M-*	3	<p><b>Diagram 5</b></p>
10-30 VDC	1000	≤150	0 to +70	IP 68	SS	LCP	N/A	YE	PKG 3M-*	4	<p><b>Diagram 6</b></p>
10-30 VDC	8	≤200	-25 to +75	IP 68	PBT	PBT	GN	YE	PKG 3M-*	3	<p><b>Diagram 5</b></p>
10-30 VDC	8	≤200	-25 to +75	IP 68	PBT	PBT	GN	YE	PKG 3M-*	4	<p><b>Diagram 6</b></p>

\* Length in meters.



SPECIFICATIONS	
RATED OPERATING DISTANCE	6mm = .236" (NOMINAL)
MOUNTING MODE	NON-FLUSH
TEMPERATURE DRIFT	≤±10%
HYSTERESIS (SWITCHING DISTANCE)	3-15%
MIN. REPEAT ACCURACY	≤2%
OPERATING TEMPERATURE	-25°C to +70°C (-13°F to +158°F)
RATED OPERATIONAL VOLTAGE	10-30 VDC
MAX. RIPPLE	≤10%
RATED OPERATIONAL CURRENT	≤150 mA
NO-LOAD CURRENT	≤15 mA
MAX. OFF-STATE CURRENT	≤0.1 mA
RATED INSULATION VOLTAGE	≤0.5 kV
SHORT-CIRCUIT PROTECTED	YES
MAX. VOLTAGE DROP	≤1.8 V
REVERSE POLARITY PROTECTION	INCORPORATED
WIRE-BREAK PROTECTION	INCORPORATED
OUTPUT FUNCTION	NORMALLY OPEN, 3-WIRE, pnp
MAX. SWITCHING FREQUENCY	≤1 kHz
HOUSING MATERIAL	METAL, A4 1.4404 (AISI 316L)
ACTIVE FACE	PLASTIC, PA12-GF20
CONNECTION	M8x1
SHOCK	30 g, 11 ms
VIBRATION	55 Hz, 1 mm AMPLITUDE (IN ALL 3 PLANES)
DEGREE OF PROTECTION	IP68
SWITCHING STATUS INDICATION	LED: YELLOW



SOURCE DRAWING - FOR REFERENCE ONLY

RELATED DOCUMENTS		3RD ANGLE PROJECTION		THIS DRAWING IS PROPERTY OF TURCK INC. USE OF THIS DOCUMENT WITHOUT WRITTEN PERMISSION IS PROHIBITED.		 High Technology Sensors and Automation Controls	
1. 2. 3. 4.				DRFT	RDS	DATE 04/26/06	DESCRIPTION
MATERIAL		TOLERANCES UNLESS OTHERWISE SPECIFIED		DGNS	TB	SCALE 1=1.0	NI 6U-EG08-AP6X-V1131
FINISH		.X ±0.02 .XX ±0.01 .XXX ±0.005 ANGLES ±1° ALL MILLIMETER DIMENSIONS ARE REFERENCE ONLY		UNIT OF MEASUREMENT			IDENTIFICATION NO.
A	DRAWING RELEASE	RDS	04/26/06	INCH [ MILLIMETER ]			S4635801
REV	DESCRIPTION	BY	DATE	ECO NO.	DO NOT SCALE THIS DRAWING	FILE: S4635801	REV A
						SHEET 1 OF 1	