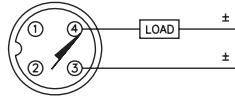
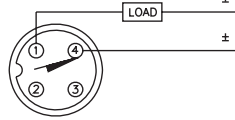
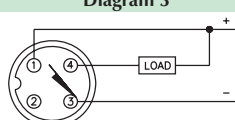
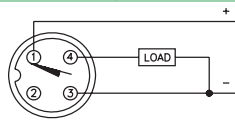
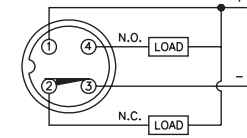
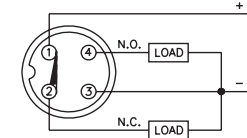


Inductive Sensors



Housing Style	Part Number	ID Number	Features	Sensing Range (mm)	Output
30 mm - Nonembeddable, eurofast® Connection 	Ni 15-M30-AD4X-H1141	T4417700		15	2-Wire DC
	Ni 20-M30-AD4X-H1141	T4466141	Extended Range	20	
	Ni 20-M30-AD4X-H1144	T4466192	Extended Range	20	
	Ni 15-M30-AN6X-H1141	T4617800		15	3-Wire DC NPN
	Ni 20-EM30H-AN6X-H1141/S1589	T4670599	weldguard®	20	
	Ni 20-EM30WD-AN6X-H1141	M4653435	Washdown	20	
	Ni 20-M30-AN6X-H1141	T4670515	Extended Range	20	
	Ni 20U-EM30-AN6X-H1141	M1646350	Uprox	20	
	Ni 20U-EM30H-AN6X2-H1141/S1589	M1646191	weldguard, Uprox	20	
	Ni 20U-M30-AN6X-H1141	M1646150	Uprox	20	
	Ni 20U-M30-AN6X2-H1141	M1646155	Uprox	20	
	Ni 15-M30-AP6X-H1141	T4617700		15	3-Wire DC PNP
	Ni 15-M30-AP6X-H1141/S34	M1669500	WFI	15	
	Ni 20-EM30H-AP6X-H1141/S1589	T4670590	weldguard	20	
	Ni 20-EM30WD-AP6X-H1141	M4653422	Washdown	20	
	Ni 20-M30-AP6X-H1141	T4670510	Extended Range	20	
	Ni 20U-EM30-AP6X-H1141	M1646340	Uprox	20	
	Ni 20U-EM30-AP6X2-H1141	M1646345	Uprox	20	
	Ni 20U-EM30H-AP6X2-H1141/S1589	M1646490	weldguard, Uprox	20	
	Ni 20U-M30-AP6X-H1141	M1646140	Uprox	20	
	Ni 20U-M30-AP6X2-H1141	M1646145	Uprox	20	
	Ni 15-M30-VN4X-H1141	T1571510	Comp. Outputs	15	4-Wire DC NPN
	Ni 20-M30-VN4X-H1141	T4590606	Extended Range	20	
	Ni 20U-M30-VN4X-H1141	M1582552	Uprox	20	
	Ni 15-M30-VP4X-H1141	T1561700	Comp. Outputs	15	4-Wire DC PNP
	Ni 20-M30-VP4X-H1141	T4590607	Extended Range	20	
	Ni 20U-M30-VP4X-H1141	M1582457	Uprox	20	
	30 mm - Nonembeddable, eurofast Connection, Teflon Coated 	Ni 20-MT30H-AN6X-H1141/S1589	T4670589	weldguard	20
Ni 20U-MT30-AN6X-H1141		M1646250	Uprox	20	
Ni 20U-MT30-AN6X2-H1141		M1646255	Uprox	20	
Ni 20U-MT30H-AN6X2-H1141/S1589		M1646290	weldguard, Uprox	20	
Ni 20-MT30H-AP6X-H1141/S1589		T4670588	weldguard	20	3-Wire DC PNP
Ni 20U-MT30-AP6X-H1141		M1646240	Uprox	20	
Ni 20U-MT30-AP6X2-H1141		M1646245	Uprox	20	
Ni 20U-MT30H-AP6X2-H1141/S1589		M1646291	weldguard, Uprox	20	

Voltage	Switching Freq. (Hz)	Operating Current (mA)	Operating Temp. (°C)	Protection	Housing	Face	Power LED	Output LED	Mating Cordset	Wiring Diagram #	Wiring Diagrams		
10-65 VDC	200	≤100	-25 to +70	IP 67	CPB	PA 12	N/A	YE	RK 4.2T-*	1	Diagram 1 		
	200	≤100	-25 to +70	IP 67	CPB	PA 12	N/A	YE	RK 4.2T-*	1			
	200	≤100	-25 to +70	IP 67	CPB	PA 12	N/A	YE	RK 4.2T-*/S674	2			
10-30 VDC	500	≤200	-25 to +70	IP 67	CPB	PA 12	N/A	YE	RK 4T-*	3	Diagram 2 		
	500	≤200	-25 to +70	IP 67	SS	WG	N/A	YE	RKG 4T-*/S600	3			
	500	≤200	-25 to +85	IP 68, 69K	SS	PVDF	N/A	YE	RK 4T-*	3			
	1500	≤200	-25 to +70	IP 67	CPB	PA 12	N/A	YE	RK 4T-*	3			
	1500	≤200	-30 to +85	IP 68	SS	PA 12	N/A	YE	RKV 4T-*	3			
	1500	≤200	-30 to +85	IP 68	SS	WG	GN	YE	RKG 4T-*/S600	3			
	1500	≤200	-30 to +85	IP 67	CPB	PA 12	N/A	YE	RK 4T-*	3			
10-30 VDC	500	≤200	-25 to +70	IP 67	CPB	PA 12	N/A	YE	RK 4T-*	4	Diagram 3 		
	500	≤200	-25 to +70	IP 67	CPB	PA 12	N/A	YE	RK 4T-*	4			
	500	≤200	-25 to +70	IP 67	SS	WG	N/A	YE	RKG 4T-*/S600	4			
	500	≤200	-25 to +85	IP 68, 69K	SS	PVDF	N/A	YE	RK 4T-*	4			
	500	≤200	-25 to +70	IP 67	CPB	PA 12	N/A	YE	RK 4T-*	4			
	1500	≤200	-30 to +85	IP 68	SS	PA 12	N/A	YE	RKV 4T-*	4			
	1500	≤200	-30 to +85	IP 68	SS	PA 12	GN	YE	RKV 4T-*	4			
	1500	≤200	-30 to +85	IP 68	SS	WG	GN	YE	RKG 4T-*/S600	4			
	1500	≤200	-30 to +85	IP 67	CPB	PA 12	N/A	YE	RK 4T-*	4			
10-65 VDC	500	≤200	-25 to +70	IP 67	CPB	PA 12	N/A	YE	RK 4.4T-*	5	Diagram 4 		
	500	≤200	-25 to +70	IP 67	CPB	PA 12	N/A	YE	RK 4.4T-*	5			
	1500	≤200	-30 to +85	IP 67	CPB	PA 12	N/A	YE	RK 4.4T-*	5			
	10-65 VDC	500	≤200	-25 to +70	IP 67	CPB	PA 12	N/A	YE	RK 4.4T-*		6	Diagram 5 
		500	≤200	-25 to +70	IP 67	CPB	PA 12	N/A	YE	RK 4.4T-*		6	
		1500	≤200	-30 to +85	IP 67	CPB	PA 12	N/A	YE	RK 4.4T-*		6	
	10-30 VDC	500	≤200	-25 to +70	IP 67	TC	WG	N/A	YE	RKG 4T-*/S600		3	Diagram 6 
		1500	≤200	-30 to +85	IP 67	TC	TC	N/A	YE	RK 4T-*		3	
		1500	≤200	-30 to +85	IP 67	TC	TC	GN	YE	RK 4T-*		3	
1500		≤200	-30 to +85	IP 67	TC	WG	GN	YE	RKG 4T-*/S600	3			
10-30 VDC	500	≤200	-25 to +70	IP 67	TC	WG	N/A	YE	RKG 4T-*/S600	4			
	1500	≤200	-30 to +85	IP 67	TC	TC	N/A	YE	RK 4T-*	4			
	1500	≤200	-30 to +85	IP 67	TC	TC	GN	YE	RK 4T-*	4			
	1500	≤200	-30 to +85	IP 67	TC	WG	GN	YE	RKG 4T-*/S600	4			

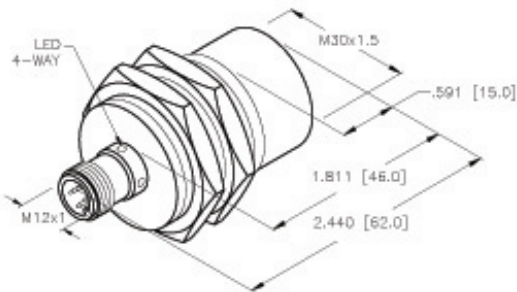
* Length in meters.

WIRING DIAGRAM



OUTPUT: AP6X

SHORT-CIRCUIT AND OVERLOAD PROTECTED



SPECIFICATIONS

OPERATING VOLTAGE	10-30 VDC
HYSTERESIS (DIFFERENTIAL TRAVEL)	3-15% (5% TYPICAL)
VOLTAGE DROP ACROSS CONDUCTING SENSOR	≤1.8 V at 200 mA
OUTPUT FUNCTION	NORMALLY OPEN 3-WIRE DC
TTL COMPATIBLE	NO
SHORT-CIRCUIT PROTECTED	YES
TRIGGER CURRENT FOR OVERLOAD PROTECTION	≥220 mA
CONTINUOUS LOAD CURRENT	≤200 mA
OFF-STATE (LEAKAGE) CURRENT	<100 μA
NO-LOAD CURRENT	≤10 mA
TIME DELAY BEFORE AVAILABILITY	≤8 ms
POWER-ON EFFECT	Per IEC 947-5-2
REVERSE POLARITY PROTECTION	INCORPORATED
WIRE-BREAK PROTECTION	INCORPORATED
TRANSIENT PROTECTION	Per EN 60947-5-2
OPERATING TEMPERATURE	-25°C to +70°C (-13°F to +158°F)
ENCLOSURE	MEETS NEMA 1, 3, 4, 6, 13 AND IEC IP67
SHOCK	30 g, 11 ms
VIBRATION	65 Hz, 1 mm AMPLITUDE (IN ALL 3 PLANES)
LED FUNCTION	YELLOW: OUTPUT ENERGIZED
RATED OPERATING DISTANCE(S _{th})	20 mm = .787" (NOMINAL)
SWITCHING FREQUENCY	500 Hz
REPEATABILITY	≤2% of RATED OPERATING DISTANCE
SHIELDED	NO
TEMPERATURE DRIFT	<±15%
MATING PLUGS/CABLES	4-PIN "EUROFAST" CONSTRUCTION
LOCKNUT M30x1.5	36 mm AF, 41.5 mm AC, 5 mm THK

SOURCE DRAWING - FOR REFERENCE ONLY

NOTE:

MATERIALS:
 BARREL - CHROME PLATED BRASS
 LOCKNUTS - CHROME PLATED BRASS
 CONNECTOR - CHROME PLATED BRASS
 SENSING FACE - PA12-GF30 PLASTIC

RELATED DOCUMENTS 1. 2. 3. 4.	3RD ANGLE PROJECTION 	THIS DRAWING IS PROPERTY OF TURCK INC. USE OF THIS DOCUMENT WITHOUT WRITTEN PERMISSION IS PROHIBITED.	TURCK INC High Technology Sensors and Automation Controls	
MATERIAL SEE NOTE	TOLERANCES UNLESS OTHERWISE SPECIFIED .X ±0.02 .XX ±0.01 .XXX ±0.005 ANGLES ±1° ALL MILLIMETER DIMENSIONS ARE REFERENCE ONLY	DWGT IK USDR	DATE 03/12/01 SCALE 1=1.5	DESCRIPTION Ni20-M30-AP6X-H1141
FRESH SEE NOTE		UNIT OF MEASUREMENT INCH [MILLIMETER]		IDENTIFICATION NO. T4670510
A DRAWING RELEASE	IK D4/3D/01	DO NOT SCALE THIS DRAWING		REV A
REV DESCRIPTION	BY DATE EDO NO.	FILE: T4670510		SHEET 1 OF 1