

Switchcraft®

[Previous Page](#) | [Return to Index](#) | [Next Page](#)

EN3® MINI WEATHERTIGHT CONNECTOR SERIES

EN3® RIGHT ANGLE




[View New Product Bulletin](#)

EN3® WITH SOLDER CONTACTS



EN3[®] WITH CRIMP CONTACTS



EN3[®] WITH PC CONTACTS



EN3[®] IN-LINE CONNECTOR



EN3L7M In-line
Connector



EN3C7F
Cord Connector

EN3[®] OVERMOLDED CONNECTOR



[click here to download **EN3[®] Right Angle** New Product Bulletin](#)

(you will need to have Adobe Acrobat installed on your system to do this)

[click here to download **Crimp Contact** insertion and extraction instructions](#)

(you will need to have Adobe Acrobat installed on your system to do this)

[click here to download **Cord Connector** assembly instructions](#)

(you will need to have Adobe Acrobat installed on your system to do this)

[click here to download **EN3[®] Cord Connector** schematic](#)

(you will need to have Adobe Acrobat installed on your system to do this)

[click here to download **Panel Connector** assembly instructions](#)

(you will need to have Adobe Acrobat installed on your system to do this)

[click here to download EN3® Panel Mount Connector schematic](#)

(you will need to have Adobe Acrobat installed on your system to do this)

[click here to download EN3® Inline Connector schematic](#)

(you will need to have Adobe Acrobat installed on your system to do this)

[click here to download EN3® Overmolded Cord Connector schematic](#)

(you will need to have Adobe Acrobat installed on your system to do this)

[click here to download EN3® Mini Weathertight Connector Series Ordering Information](#)

(you will need to have Adobe Acrobat installed on your system to do this)



GENERAL FEATURES AND BENEFITS

- * Great all-purpose connector "weather" or not sealing feature is required.
- * Superior leakage protection. Contact area is double-sealed for excellent moisture and chemical resistance when mated to Switchcraft's connectors.
- * Integral O-ring and gasket. O-ring is molded onto cord housing assembly and gasket is molded onto panel housing assembly to prevent leakage and eliminate need for additional O-rings and gaskets.
- * Reduced part count for reduced labor to assemble.
- * No Grommets. Cable clamp assembly features living hinges, which snap easily onto and support the cable.
- * Thermoplastic rubber body simulates closed entry contact system to prevent probe damage or accidental loss of spring retention due to misaligned or bent pins.
- * Abrasion-resistant thermoplastic boot provides strain relief and accepts cable diameter .195" to .265".
- * Housing rated UL 94V-O against flammability.
- * Panel connector shell features a positioning keyway to prevent misalignments and a

polarizing single "D" design for proper panel mounting and to prevent rotational movement.

* 2-8 pins.

* Exceeds Coast Guard specifications for water tightness (CFR 46 Part 110.20).

* Optional cap covers panel housing assembly when not in use.

* Exceeds enclosure rating IP16/IP18 when not mated or covered and IP66/IP68 when mated or covered (IEC 529).

* Exceeds enclosure rating 6P at 1000V when mated or covered (NEMA 250).

APPLICATIONS

Process Control Communications

Marine Electronics Transportation

Medical Instrumentation General Industrial Electronics

Geothermal Instrumentation Harsh Environments

MATERIALS

Cord and panel connector shells, contact locking disk, and cable clamp assembly:
Thermoplastic polymer glass fiber, flame retardant

Coupling ring: Nylon

Rear boot and connector shell interior: Thermoplastic rubber

Contacts: Copper base alloy gold-plated over nickel underplate

SPECIFICATIONS

MECHANICAL

Shock: Mil-Std 202 Method 213B, condition K

Vibration: Mil-Std 202 Method 201

Life: 600 insertion/withdrawal cycles (minimum)

ELECTRICAL

Voltage Rating (sea level): Tested at 600 VRMS

Insulation Resistance: 100 megohms (minimum) at 77° F

Contact Resistance: 5 milliohms (maximum)

Current Rating: 7.5 Amps (#20 contact) 6.5 Amps (#20 contact) - 7 and 8 Pin 13.0 Amps (#16 contact) - 2 and 3 Pin

ENVIRONMENTAL

Temperature Limits: -40°C to +65°C (non-operating)

Moisture Resistance: Mil-Std 202 Method 106F

Insulation Resistance: Mil-Std 202 Method 302 condition B

Thermal Shock: Mil-Std 202 Method 107G

Salt Spray: Mil-Std 202 Method 101D condition B

RATINGS

IP16/IP18 CFR 46 Part 110.20

IP66/IP68 UL 94V-O

NEMA 250 (6P)

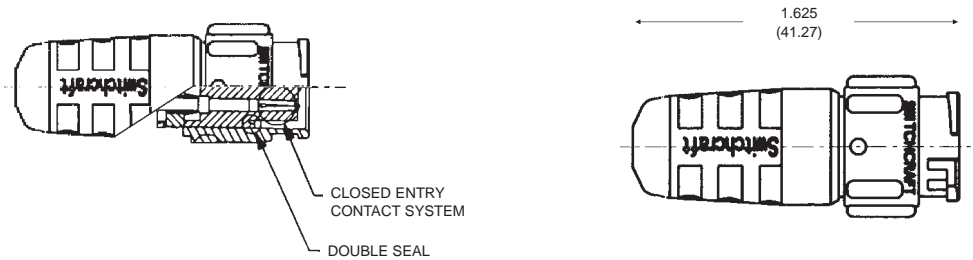
Patent 5,485,673 File 36049

[Previous Page](#) | [Return to Index](#) | [Next Page](#)

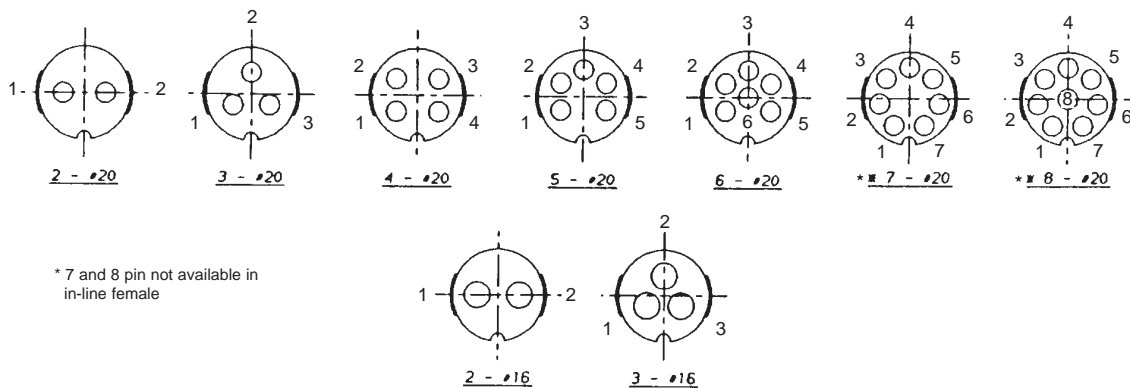
To search a category please click on the corresponding icon:

EN3™ MINI WEATHERTIGHT CONNECTOR SERIES

EN3™ INLINE CONNECTOR



In-Line Connector Contact Arrangements Shown from rear of connector



DIMENSIONS ARE FOR REFERENCE ONLY $\frac{\text{Inch}}{\text{(mm)}}$

NOTE: Contact your Switchcraft Representative for price and delivery.