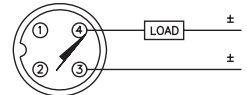
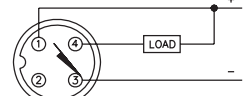
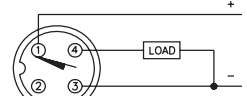
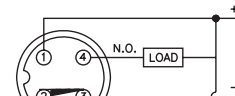
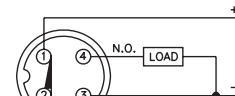
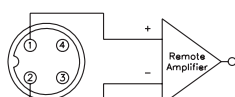
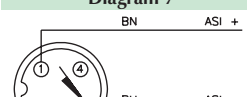
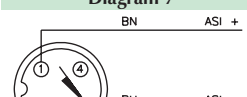


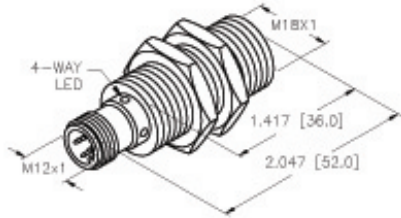
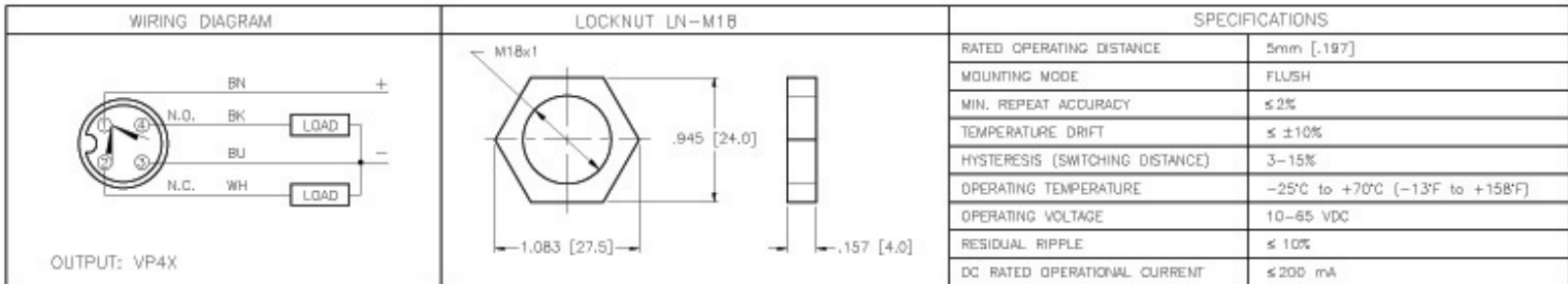
Inductive Sensors



Housing Style	Part Number	ID Number	Features	Sensing Range (mm)	Output
18 mm - Embeddable eurofast® Connection 	Bi 5-M18-AD4X-H1141	T4414500		5	2-Wire DC
	Bi 7-M18-AD4X-H1141	T4414541	<i>Extended Range</i>	7	
	Bi 5-EM18-AN6X-H1141	T4614601		5	3-Wire DC NPN
	Bi 5-M18-AN6X-H1141	T4614600		5	
	Bi 5U-EM18-AN6X-H1141	M1635350	<i>Uprox</i>	5	
	Bi 5U-M18-AN6X-H1141	M1635150	<i>Uprox</i>	5	
	Bi 7-EM18WD-AN6X-H1141	M4614534	<i>Washdown</i>	7	
	Bi 8-M18-AN6X-H1141	T4615100	<i>Extended Range</i>	8	
	Bi 5U-M18-ASIX-H1140	M1901004	<i>Uprox</i>	5	2-Wire ASI-BUS
	Bi 5-EM18-AP6X-H1141	T4614501		5	3-Wire DC PNP
	Bi 5-M18-AP6X-H1141	T4614500		5	
	Bi 5U-EM18-AP6X-H1141	M1635340	<i>Uprox</i>	5	
	Bi 5U-M18-AP6X-H1141	M1635140	<i>Uprox</i>	5	
	Bi 7-EM18WD-AP6X-H1141	M4614531	<i>Washdown</i>	7	
	Bi 7-M18WD-AP6X-H1141	M4614529	<i>Washdown</i>	7	
	Bi 8-M18-AP6X-H1141	T4615000	<i>Ext. Range</i>	8	
	Bi 8-EM18H-AP6X-H1141	T4615094	<i>Ext. Range</i>	8	
	Bi 8-EM18H-AP6X-H1141/S1589	T4615099	<i>weldguard</i>	8	
	Bi 5-EM18-VN4X-H1141	T4614699	<i>Comp. Output</i>	5	4-Wire DC NPN
	Bi 5-M18-VN4X-H1141	T1571800	<i>Comp. Output</i>	5	
	Bi 8-M18-VN4X-H1141	T4590702	<i>Ext. Range</i>	8	4-Wire DC PNP
	Bi 5-M18-VP4X-H1141	T1561800	<i>Comp. Output</i>	5	
	Bi 8-M18-VP4X-H1141	T4590701	<i>Ext. Range</i>	8	4-Wire DC PNP
Bi 5-M18-VP4X-H1141	T1561800	<i>Comp. Output</i>	5		
Bi 8-M18-VP4X-H1141	T4590701	<i>Ext. Range</i>	8	4-Wire DC PNP	
Bi 5-M18-VP4X-H1141	T1561800	<i>Comp. Output</i>	5		
Bi 8-M18-VP4X-H1141	T4590701	<i>Ext. Range</i>	8	4-Wire DC PNP	
Bi 5-M18-VP4X-H1141	T1561800	<i>Comp. Output</i>	5		
Bi 5-M18-Y1X-H1141	M4015200		5	2-Wire NAMUR	
18 mm - Embeddable eurofast Connection, Stainless Steel 	Bi 5-EM18FM-AP6X-H1141	M4614539	<i>Stainless Steel Front Cap</i>	5	3-Wire DC PNP

Voltage	Switching Freq. (Hz)	Operating Current (mA)	Operating Temp. (°C)	Protection	Housing	Face	Power LED	Output LED	Mating Cordset	Wiring Diagram #	Wiring Diagrams
10-65 VDC	1000	≤100	-25 to +70	IP 67	CPB	PA 12	N/A	YE	RK 4.2T-*	1	Diagram 1 
	1000	≤100	-25 to +70	IP 67	CPB	PA 12	N/A	YE	RK 4.2T-*	1	
10-30 VDC	1000	≤200	-25 to +70	IP 67	SS	PA 12	N/A	YE	RKV 4T-*	2	Diagram 2 
	1000	≤200	-25 to +70	IP 67	CPB	PA 12	N/A	YE	RK 4T-*	2	
	2500	≤200	-30 to +85	IP 68	SS	PA 12	N/A	YE	RKV 4T-*	2	
	2500	≤200	-30 to +85	IP 67	CPB	PA 12	N/A	YE	RKV 4T-*	2	
	1000	≤200	-25 to +85	IP 68, 69K	SS	PVDF	N/A	YE	RK 4T-*	2	
500	≤200	-25 to +70	IP 67	SS	PA 12	N/A	YE	RK 4T-*	2	2	
18-33 VDC	200	N/A	-30 to +85	IP 68	CPB	PA 12	N/A	YE	RKC 254-*M	7	Diagram 3 
10-30 VDC	1000	≤200	-25 to +70	IP 67	SS	PA 12	N/A	YE	RKV 4T-*	3	Diagram 4 
	1000	≤200	-25 to +70	IP 67	CPB	PA 12	N/A	YE	RK 4T-*	3	
	2500	≤200	-30 to +85	IP 68	SS	PA 12	N/A	YE	RKV 4T-*	3	
	2500	≤200	-30 to +85	IP 67	CPB	PA 12	N/A	YE	RK 4T-*	3	
	1000	≤200	-25 to +85	IP 68, 69K	SS	PVDF	N/A	YE	RK 4T-*	3	
	1000	≤200	-25 to +85	IP 68, 69K	CPB	PA 12	N/A	YE	RK 4T-*	3	
	500	≤200	-25 to +70	IP 67	SS	PA 12	N/A	YE	RK 4T-*	3	
	500	≤200	-25 to +70	IP 67	SS	SF	N/A	YE	RKV 4T-*	3	
500	≤200	-25 to +70	IP 67	SS	WG	N/A	YE	RKV 4T-*	3		
10-65 VDC	1000	≤200	-25 to +70	IP 67	SS	PA 12	N/A	YE	RKV 4.4T-*	4	Diagram 5 
	1000	≤200	-25 to +70	IP 67	CPB	PA 12	N/A	YE	RK 4.4T-*	4	
	500	≤200	-25 to +70	IP 67	SS	PA 12	N/A	YE	RK 4.4T-*	4	
10-65 VDC	1000	≤200	-25 to +70	IP 67	CPB	PA 12	N/A	YE	RK 4.4T-*	5	Diagram 6 
	500	≤200	-25 to +70	IP 67	SS	PA 12	N/A	YE	RK 4.4T-*	5	
5-30 VDC	1000	Remote	-25 to +70	IP 67	CPB	PA 12	N/A	YE	RK 4.21T-*	6	Diagram 7 
10-30 VDC	180	≤200	-25 to +80	IP 68, 69K	SS	SS	N/A	YE	RKV 4T-*	3	Diagram 7 

* Length in meters.



SOURCE DRAWING - FOR REFERENCE ONLY

RELATED DOCUMENTS 1. 2. 3. 4.	3RD ANGLE PROJECTION 	THIS DRAWING IS PROPERTY OF TURCK INC. USE OF THIS DOCUMENT WITHOUT WRITTEN PERMISSION IS PROHIBITED.		TURCK INC High Technology Sensors and Automation Controls	
MATERIAL	TOLERANCES UNLESS OTHERWISE SPECIFIED ± 0.0394 in $(\pm 1.00$ mm)	DWT IK USDR -	DATE 11/12/98 SCALE 1 = 1.5	DESCRIPTION Bi 5-M18-VP4X-H1141	
FINISH	UNIT OF MEASUREMENT INCH [MILLIMETER]		IDENTIFICATION NO. T1561800		REV B
B MODIFY DRAWING REV DESCRIPTION	IK 03/08/00 T3437 BY DATE EDO NO.	DO NOT SCALE THIS DRAWING		FILE: T1561800	SHEET 1 OF 1