


Inductive Sensors

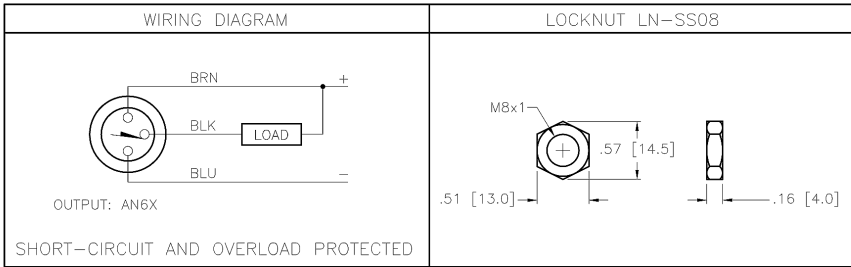


Housing Style	Part Number	ID Number	Features	Sensing Range (mm)	Output
8 mm - Nonembeddable, Miniature Threaded, Potted-In Cable 	Ni 6U-EG08-AN6X	S4635803	<i>Uprox+</i>	6	3-Wire DC NPN
	Ni 6U-EG08-AP6X	S4635800	<i>Uprox+</i>	6	3-Wire DC PNP
8 mm - Nonembeddable, Miniature Threaded, eurofast® Quick Disconnect 	Ni 6U-EG08-AN6X-H1341	S4635805	<i>Uprox+</i>	6	3-Wire DC NPN
	Ni 6U-EG08-AP6X-H1341	S4635802	<i>Uprox+</i>	6	3-Wire DC PNP
8 mm - Nonembeddable, Miniature Threaded, picofast® Quick Disconnect 	Ni 6U-EG08-AN6X-V1131	S4635804	<i>Uprox+</i>	6	3-Wire DC NPN
	Ni 6U-EG08-AP6X-V1131	S4635801	<i>Uprox+</i>	6	3-Wire DC PNP
Tube Sensing Nonembeddable, picofast® Quick Connection 	Ni20U-TS12-AN6X2-V1131	M1625822	<i>Uprox+</i>	20	3-Wire DC NPN
	Ni20U-TS12-AP6X2-V1131	M1646640	<i>Uprox+</i>	20	3-Wire DC PNP

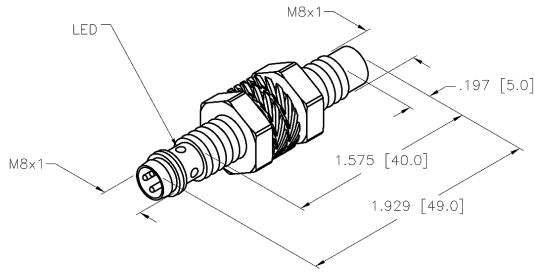


Voltage	Switching Freq. (Hz)	Operating Current (mA)	Operating Temp. (°C)	Protection	Housing	Face	Power LED	Output LED	Mating Cordset	Wiring Diagram #	Wiring Diagrams
10-30 VDC	1000	≤150	0 to +70	IP 68	SS	LCP	N/A	YE	2M/PUR	1	<p>Diagram 1</p>
10-30 VDC	1000	≤150	0 to +70	IP 68	SS	LCP	N/A	YE	2M/PUR	2	<p>Diagram 2</p>
10-30 VDC	1000	≤150	0 to +70	IP 68	SS	LCP	N/A	YE	RK 4T-*	5	<p>Diagram 3</p>
10-30 VDC	1000	≤150	0 to +70	IP 68	SS	LCP	N/A	YE	RK 4T-*	6	<p>Diagram 4</p>
10-30 VDC	1000	≤150	0 to +70	IP 68	SS	LCP	N/A	YE	PKG 3M-*	3	<p>Diagram 5</p>
10-30 VDC	1000	≤150	0 to +70	IP 68	SS	LCP	N/A	YE	PKG 3M-*	4	<p>Diagram 6</p>
10-30 VDC	8	≤200	-25 to +75	IP 68	PBT	PBT	GN	YE	PKG 3M-*	3	<p>Diagram 5</p>
10-30 VDC	8	≤200	-25 to +75	IP 68	PBT	PBT	GN	YE	PKG 3M-*	4	<p>Diagram 6</p>

* Length in meters.



SPECIFICATIONS	
RATED OPERATING DISTANCE	6mm = .236" (NOMINAL)
MOUNTING MODE	NON-FLUSH
TEMPERATURE DRIFT	≤±10%
HYSTERESIS (SWITCHING DISTANCE)	3-15%
MIN. REPEAT ACCURACY	≤2%
OPERATING TEMPERATURE	-25°C to +70°C (-13°F to +158°F)
RATED OPERATIONAL VOLTAGE	10-30 VDC
MAX. RIPPLE	≤10%
RATED OPERATIONAL CURRENT	≤150 mA
NO-LOAD CURRENT	≤15 mA
MAX. OFF-STATE CURRENT	≤0.1 mA
RATED INSULATION VOLTAGE	≤0.5 kV
SHORT-CIRCUIT PROTECTED	YES
MAX. VOLTAGE DROP	≤1.8 V
REVERSE POLARITY PROTECTION	INCORPORATED
WIRE-BREAK PROTECTION	INCORPORATED
OUTPUT FUNCTION	NORMALLY OPEN, 3-WIRE, npn
MAX. SWITCHING FREQUENCY	≤1 kHz
HOUSING MATERIAL	METAL, A4 1.4404 (AISI 316L)
ACTIVE FACE	PLASTIC, PA12-GF20
CONNECTION	M8x1
SHOCK	30 g, 11 ms
VIBRATION	55 Hz, 1 mm AMPLITUDE (IN ALL 3 PLANES)
DEGREE OF PROTECTION	IP68
SWITCHING STATUS INDICATION	LED: YELLOW



SOURCE DRAWING - FOR REFERENCE ONLY

RELATED DOCUMENTS				3RD ANGLE PROJECTION		THIS DRAWING IS PROPERTY OF TURCK INC. USE OF THIS DOCUMENT WITHOUT WRITTEN PERMISSION IS PROHIBITED.		TURCK INC <i>High Technology Sensors and Automation Controls</i>		
1. 2. 3. 4.						DRFT RDS		DATE 04/26/06		
MATERIAL						DSGN TB		SCALE 1=1.0		DESCRIPTION NI 6U-EG08-AN6X-V1131
FINISH				TOLERANCES UNLESS OTHERWISE SPECIFIED .X ±0.02 .XX ±0.01 .XXX ±0.005 ANGLES ±1° ALL MILLIMETER DIMENSIONS ARE REFERENCE ONLY		UNIT OF MEASUREMENT INCH [MILLIMETER]		IDENTIFICATION NO. S4635804		REV A
A	DRAWING RELEASE			RDS	04/26/06					
REV	DESCRIPTION			BY	DATE	ECO NO.	DO NOT SCALE THIS DRAWING		FILE: S4635804	SHEET 1 OF 1