

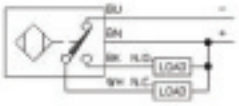
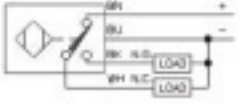

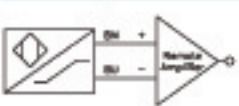
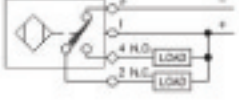
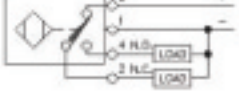
TURCK

Level Sensors - Capacitive

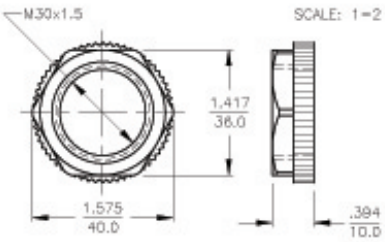


Housing Style	Part Number	ID Number	Features	Embeddable Range (mm)	Nonembed. Range (mm)	Output
30 mm - Embeddable, Potted-In Cable 	BC10-S30-VN4X	M2506000	Comp. Outputs	10	15	4-Wire DC NPN
	BCF10-S30-VN4X	M2506011	Noise Immune and Comp. Outputs	10	15	
	BC10-S30-VP4X	M2506110	Comp. Outputs	10	15	4-Wire DC PNP
	BCF10-S30-VP4X	M2506111	Noise Immune and Comp. Outputs	10	15	
	BC10-S30-AZ3X	M2310700		10	15	2-Wire AC
	BCF10-S30-AZ3X	M2506015	Noise Immune	10	15	
	BC10-S30-Y1X	M2010000		10	15	2-Wire DC NAMUR
30 mm - Embeddable, Potted-In Cable 	BC10-PT30-VN4X2	M2507020	Chemical Resistant and Comp. Outputs	10	15	4-Wire DC NPN
	BC10-PT30-VP4X2	M2507010	Chemical Resistant and Comp. Outputs	10	15	4-Wire DC PNP
	BC10-PT30-AZ3X	M2350001	Chemical Resistant	10	15	2-Wire AC
	BC10-PT30-Y0X	M2020000	Chemical Resistant	10	15	2-Wire DC NAMUR
30 mm - Embeddable, Terminal Chamber 	BC10-P30SR-VN4X2 W/M16X1.5	M2505100	Comp. Outputs	10	15	4-Wire DC NPN
	BC10-P30SR-VP4X2 W/M16X1.5	M2505000	Comp. Outputs	10	15	4-Wire DC PNP
	BC10-P30SR-VP4X2/S359 2M	M2505001	Comp. Outputs	10	15	
BC10-P30SR-FZ3X2 W/M16X1.5	M2310400		Prog. Outputs	10	15	2-Wire AC

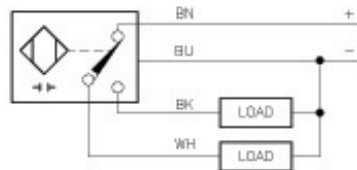
"S359" designates Capacitive sensor with external potentiometer located on 2 meter cable.

Voltage	Switching Freq. (Hz)	Operating Current (mA)	Operating Temp. (°C)	Protection Class	Housing	End Cap	Power LED	Output LED	Cable Lengthy Material	Wiring Diagram #	Wiring Diagrams
10-65 VDC	100	≤200	-25 to +70	IP 67	PA 12	PA 66	N/A	YE	2M/PVC	1	<p>Diagram 1</p> 
	100	≤200	-25 to +70	IP 67	PA 12	PA 66	N/A	YE	2M/PVC	1	
10-65 VDC	100	≤200	-25 to +70	IP 67	PA 12	PA 66	N/A	YE	2M/PVC	2	<p>Diagram 2</p> 
	100	≤200	-25 to +70	IP 67	PA 12	PA 66	N/A	YE	2M/PVC	2	
20-250 VAC	20	≤500	-25 to +70	IP 67	PA 12	PA 66	N/A	YE	2M/PVC	3	<p>Diagram 3</p> 
	20	≤500	-25 to +70	IP 67	PA 12	PA 66	N/A	YE	2M/PVC	3	
5-30 VDC	100	Remote	-25 to +70	IP 67	PA 12	PA 66	N/A	YE	2M/PVC	4	
10-65 VDC	100	≤200	-25 to +70	IP 67	PVDF	PVDF	GN	YE	2M/PVDF	1	<p>Diagram 4</p> 
	100	≤200	-25 to +70	IP 67	PVDF	PVDF	GN	YE	2M/PVDF	2	
20-250 VAC	20	≤500	-25 to +70	IP 67	PVDF	PVDF	N/A	YE	2M/PVDF	3	
5-30 VDC	100	Remote	-25 to +70	IP 67	PVDF	PVDF	N/A	YE	2M/PVDF	4	
10-65 VDC	100	≤200	-25 to +70	IP 67	ABS	ABS	GN	YE	----	5	<p>Diagram 5</p> 
	100	≤200	-25 to +70	IP 67	ABS	ABS	GN	YE	----	6	
10-65 VDC	100	≤200	-25 to +70	IP 67	ABS	ABS	GN	YE	----	6	<p>Diagram 6</p> 
	100	≤200	-25 to +70	IP 67	ABS	ABS	GN	YE	----	6	
20-250 VAC	20	≤500	-25 to +70	IP 67	ABS	ABS	GN	YE	----	3	

LOCKNUT LN-P30



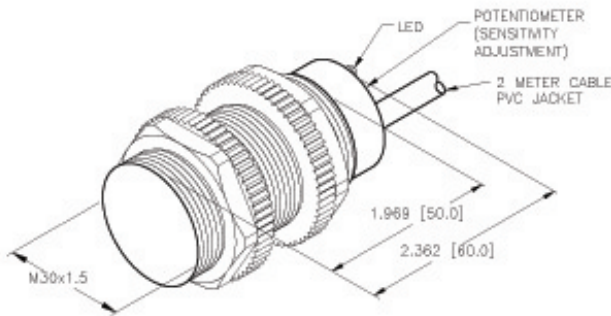
WIRING DIAGRAM



OUTPUT: VP4X
SHORT-CIRCUIT AND OVERLOAD PROTECTED

SPECIFICATIONS

RATED OPERATING DISTANCE	10mm = .394" (FLUSH MOUNTING)
RATED OPERATING DISTANCE	15mm = .591" (NON-FLUSH MOUNTING)
REPEAT ACCURACY	≤ 2%
TEMPERATURE DRIFT	≤ ± 20%
HYSTERESIS	2-20%
AMBIENT TEMPERATURE	-25°C to +70°C [-13°F to +158°F]
OPERATING VOLTAGE	10-65 VDC
RESIDUAL RIPPLE	≤ 10%
DC RATED OPERATIONAL CURRENT	≤ 200 mA
NO-LOAD CURRENT	≤ 15 mA
RESIDUAL CURRENT	≤ 0.1 mA
SWITCHING FREQUENCY	≤ 0.1 kHz
RATED INSULATION VOLTAGE	≤ 0.5 kV
OUTPUT FUNCTION	4-WIRE, CHANGE-OVER, PNP
SHORT-CIRCUIT PROTECTION	YES
MAX. VOLTAGE DROP	≤ 1.8 V
WIRE BREAK PROTECTION	INCORPORATED
REVERSE POLARITY PROTECTION	INCORPORATED
HOUSING MATERIAL	PLASTIC, PA12-GF20
ACTIVE FACE MATERIAL	PLASTIC, PA12-GF30
CABLE	Ø5.2, LIYY, PVC,
VIBRATION RESISTANCE	55 Hz (IN ALL 3 PLANES)
SHOCK RESISTANCE	30 g, 11 ms
PROTECTION DEGREE	IP67
SWITCHING STATUS INDICATION	LED; YELLOW
OPERATING VOLTAGE DISPLAY	LED; GREEN



NOTES: 1. MATERIALS:
BARREL - PA12-GF30 PLASTIC
LOCKNUTS - PA12-GF30 PLASTIC
END CAP - PA66-GF25-VO PLASTIC

RELATED DOCUMENTS	3RD ANGLE PROJECTION	THIS DRAWING IS PROPERTY OF TURCK INC. USE OF THIS DOCUMENT WITHOUT WRITTEN PERMISSION IS PROHIBITED.		TURCK INC High Technology Sensors and Automation Controls	
1. 2. 3. 4.		DRAWN: JBU	DATE: 03/19/02	DESCRIPTION: BCF10-S30-VP4X	
MATERIAL: SEE NOTES	TOLERANCES UNLESS OTHERWISE SPECIFIED: .X ±0.02 .XX ±0.01 .XXX ±0.005 ANGLES ±1°	USGN: -	SCALE: 1=1.3	IDENTIFICATION NO.: M2506111	
FINISH: SEE NOTES	ALL MILLIMETER DIMENSIONS ARE REFERENCED ONLY	UNIT OF MEASUREMENT: INCH [MILLIMETER]		REV: A	
A DRAWING RELEASE	RDS 05/22/02	DO NOT SCALE THIS DRAWING		FILE: M2506111	SHEET 1 OF 1