

### Cooper Bussmann

- [Homepage](#)
- [About Cooper Bussmann](#)
- [Contact Us](#)
- [Privacy](#)
- [Legal](#)
- [Cooper Bussmann® Brand](#)
- [Site Map](#)



## LPJ-70SP

Class J, Dual-Element, Time Delay

Product Information	
Product Type:	Fuse
Product Family:	Electrical Power
Brand:	Cooper Bussmann
Sub-brand:	Low-Peak
Class:	J

Recommended Products	
Rec. Fuse Block:	<a href="#">J60100 Series</a>
Rec. Disconnect Switch:	<a href="#">CFD100J Series</a>
Rec. Cover:	<a href="#">SAMI-3 Series</a>

Physical Properties	
Dimensions:	4.63in. (L) × 1.13in. (W) × 0in. (H)

### Certifications

- [UL Listed](#)
- [CSA Certified](#)

Electrical Properties	
Maximum AC Voltage:	600
Maximum DC Voltage:	300
Amperage Rating:	70
AC Interrupting Ratings:	<ul style="list-style-type: none"> <li>• 300000 at 600V</li> </ul>
DC Interrupting Ratings:	<ul style="list-style-type: none"> <li>• 100000 at 300V</li> </ul>
Fuse Class:	Class J
Time Delay:	Yes

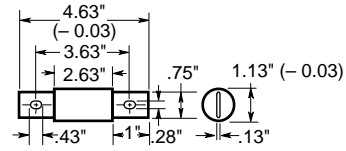
# LOW-PEAK®

Dual-Element, Time-Delay Fuses  
Class J – 600 Volt

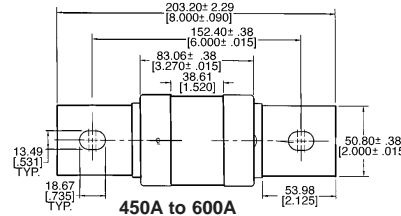
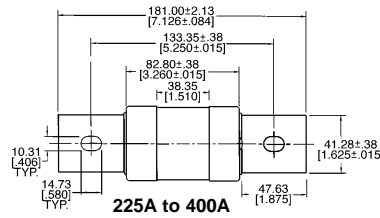
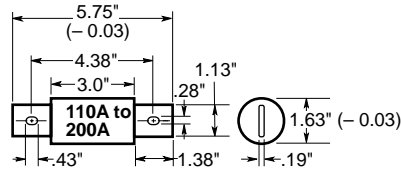
LPJ  
70 to 600A



### Dimensional Data



70A to 100A



Catalog Symbol: LPJ-\_SP  
Dual-Element, Time-Delay – 10 seconds (minimum) at 500% rated current  
Current-Limiting  
Ampere Rating: 70 to 600A  
Voltage Rating: 600Vac (or less)\*  
Interrupting Rating: 300,000A RMS Sym.  
Agency Information:  
UL Listed – Special Purpose†, Guide JFHR, File E56412  
CSA Certified, Class J per CSA C22.2 No. 248.8, Class 1422-02, File 53787

\*0-600A rated 300Vdc and 20 KAIC.  
†Meets all performance requirements of UL Standard 248-8 for Class J fuses.

### Catalog Symbol and Ampere Ratings

LPJ-70SP	LPJ-125SP	LPJ-250SP	LPJ-500SP
LPJ-80SP	LPJ-150SP	LPJ-300SP	LPJ-600SP
LPJ-90SP	LPJ-175SP	LPJ-350SP	—
LPJ-100SP	LPJ-200SP	LPJ-400SP	—
LPJ-110SP	LPJ-225SP	LPJ-450SP	—

### Carton Quantity and Weight

Ampere Ratings	Carton Qty.	Weight*	
		Lbs.	Kg.
70-100	5	1.69	0.767
110-200	5	4.21	1.910
225-400	1	1.67	0.758
450-600	1	2.80	1.270

\*Weight per carton.

### General Information:

- True dual-element fuses with a minimum 10 second time-delay at 500% overload.
- Long time-delay minimizes needless fuse openings due to temporary overloads and transient surges.
- Can often be sized for back-up protection against motor burnout from overload or single-phasing if other overload protective devices fail.
- High interrupting rating to safely interrupt overcurrents up to 300,000A.
- High degree of current-limitation due to the fast speed-of-response to short-circuits.
- Faster response to damaging short-circuit currents than mechanical overcurrent protective devices.
- Reduces let-through thermal and magnetic forces in order to protect low withstand rated components.
- Proper sizing provides “no damage” Type “2” coordinated protection for NEMA and IEC motor control in accordance with IEC Standard 947-4-1.
- Dual-element fuses have lower resistance than ordinary fuses, hence they run cooler.
- Lower watts loss reduces power consumption.
- Unique dimensions assure that another class of fuse with a lesser voltage rating, interrupting rating or current-limiting ability cannot be substituted.
- Space-saving package for equipment down sizing.

