


3M™ Shielded/Jacketed, Flat Cable

.050" 28 AWG Stranded, Twisted Pair, PVC/PVC

1785 Series



- Meets external wiring requirements of National Electrical Code, Article 725
- UL listed for US and Canadian markets
- Expanded copper shielding provides easier termination than aluminum/mylar shielding
- 360 degree expanded copper shielding provides 20 db average shielding effectiveness
- Twist and flat repeat has variable length options
- RoHS* compliant

Date Modified: June 17, 2008

TS-0308-B
Sheet 1 of 2

Physical

Jacket Material: Polyvinyl Chloride (PVC)

Color: Black

Primary Material: PVC

Color: 10 Color Repeat with Tan Common

Marking Standard: (UL) CL2 75C 28 AWG OR AWM 2912 3M NU C  AWM IIA/B 80C 150V FT1 EU <50V

Conductors: 28 AWG, 7 x 36 AWG [7 x Ø 0.127] Tinned Stranded Copper

Shielding: Expanded Copper

Electrical

Voltage Rating: USA: N.E.C. 725, CL2 or AWM 150V Canada: 150V EU: <50V

Insulation Resistance: (Primary Cable) >1 x 10⁹ Ω /10 ft [3 m]

Characteristic Impedance:	Unbalanced	Balanced
	67 Ω	118 Ω

Capacitance:	24.7 pF/ft [81.0 pF/m]	13.8 pF/ft [45.3 pF/m]
---------------------	--------------------------	--------------------------

Inductance:	0.11 μH/ft [0.36 μH/m]	0.19 μH/ft [0.62 μH/m]
--------------------	--------------------------	--------------------------

Propagation Delay:	1.65 ns/ft [5.41 ns/m]	1.63 ns/ft [5.35 ns/m]
---------------------------	--------------------------	--------------------------

Velocity of Propagation:	62%	62%
---------------------------------	-----	-----

Note: Unbalanced is measured between conductors within a pair with one conductor connected to the shield. Balanced is measured between conductors within a pair with the shield floating..

Environmental

Temperature Rating: USA: CL2;75°C or AWM:-20°C to +80°C Canada: 80°C

Flammability Rating: USA: N.E.C. 725, CL2 Canada: FT1

*"RoHS Compliant 2005/95/EC" means that the product or part ("Product") does not contain any of the substances in excess of the maximum concentration values in EU Directive 2002/95/EC, as amended by Commission Decision 2005/618/EC, unless the substance is in an application that is exempt under EU RoHS. This information represents 3M's knowledge and belief, which may be based in whole or in part on information provided by third party suppliers to 3M. In the event any product is proven not to conform with 3M's Regulatory Information Appendix, then 3M's entire liability and Buyer's exclusive remedy will be in accordance with the Warranty stated below.

UL File No.: E118773, Power Limited Circuit Cable CL2: (or AWM Style 2912)

3M

3M is a trademark of 3M Company.

3M™ Shielded/Jacketed, Flat Cable

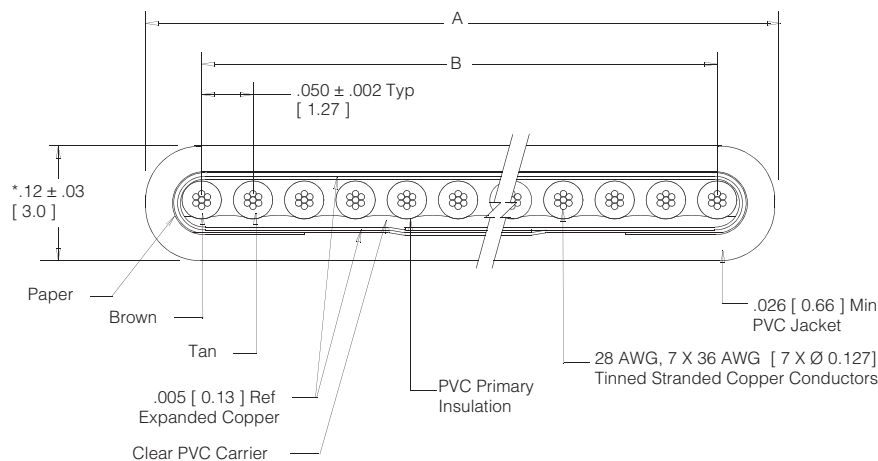
.050" 28 AWG Stranded, Twisted Pair, PVC/PVC

1785 Series



Number of Conductors	3M Part Number	Dimension A	Dimension B
10 (5 pair)	1785/10	0.63 [16.0]	0.450 ± .010 [11.43]
16 (8 pair)	1785/16	0.93 [23.6]	0.750 ± .015 [19.05]
20 (10 pair)	1785/20	1.13 [28.7]	0.950 ± .015 [24.13]
26 (13 pair)	1785/26	1.43 [36.3]	1.250 ± .015 [31.75]
34 (17 pair)	1785/34	1.83 [46.5]	1.650 ± .020 [41.91]
36 (18 pair)	1785/36	1.93 [49.0]	1.750 ± .020 [44.45]
40 (20 pair)	1785/40	2.13 [54.1]	1.950 ± .020 [49.53]
50 (25 pair)	1785/50	2.63 [66.8]	2.450 ± .020 [62.23]
60 (30 pair)	1785/60	3.13 [79.5]	2.950 ± .020 [74.93]
64 (32 pair)	1785/64	3.38 [85.9]	3.150 ± .020 [80.01]

Section Through Termination Area

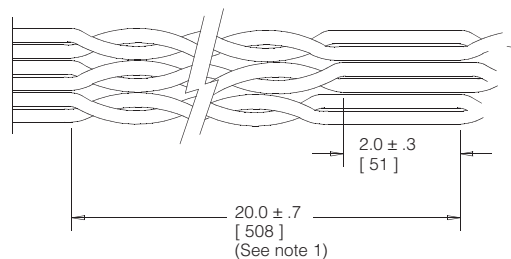


Example of alternate twist and flat repeats

Variable Flat-Repeat Length Suffix Table		
Alternative Twist and Flat Repeats		
Suffix	Repeat (in.)	Flat (in.)
Blank (Standard)	20.0	2.0
TO	22.0	4.0
TB	7.5	1.0
TD	43.0	3.0
BP	9.0	1.5
BA	10.5	2.0
BW	34.0	2.0

10 Color Repeat

- Brown/Tan
- Red/Tan
- Orange/Tan
- Yellow/Tan
- Green/Tan
- Blue/Tan
- Violet/Tan
- Gray/Tan
- White/Tan
- Black/Tan



Inch [mm]

Tolerance Unless Noted			
	.0	.00	.000
Inch	±.1	±.05	±.010

[] Dimensions for Reference Only

* Caliper in Twist Area is $.15 \pm .03$ [3.8]

Ordering Information

1785/XX XX X00 XX

Number of Conductors
(See Table)

Blank = Standard
SF = Splice Free

Length of Roll in Feet
100 = 100 ft Standard
200 = 200 ft Standard

Note:

- The twist-flat repeat can be specified from 8.5 inches (16.5 cm) to 48 inches (1.219 m), and the flat can be specified as anything over 1 inch (2.54 cm).
- Contact 3M for availability of custom roll lengths or other special requirements.

Blank = Standard
Variable Flat-Repeat Length
(See Variable Flat-Repeat Length Suffix Table)

TS-0308-B
Sheet 2 of 2

3M

3M is a trademark of 3M Company.