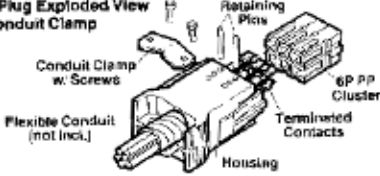
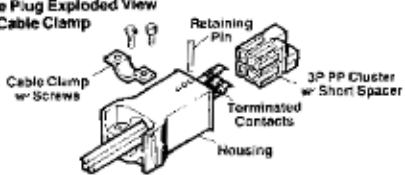


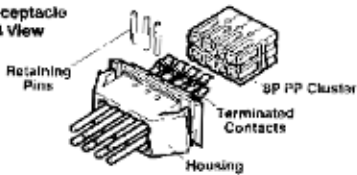
## Powerpole® Pak Family Specifications

Plug With Latch	Part Number	Number of Poles	Housing Color	Contact Style 30 amp	Contact Plating	Wire AWG	Diam. mm	Diam. inches	Cable Size (mm <sup>2</sup> )	
	1450G3	2	Black	Loose Piece	Silver	12 / 16	2.6 / 1.5	.10 / .06	3.3 / 1.3	
	1451G3	3	Black	Loose Piece	Silver	12 / 16	2.6 / 1.5	.10 / .06	3.3 / 1.3	
	1452G3	4	Black	Loose Piece	Silver	12 / 16	2.6 / 1.5	.10 / .06	3.3 / 1.3	
	1453G3	6	Black	Loose Piece	Silver	12 / 16	2.6 / 1.5	.10 / .06	3.3 / 1.3	
	1454G3	8	Black	Loose Piece	Silver	12 / 16	2.6 / 1.5	.10 / .06	3.3 / 1.3	
	1460G1	2,3,4	Black	These part numbers are for the outer shell only. They do not include the components shown in the illustration.						
	1460G2	5,6	Black							
	1460G3	7,8	Black							
	1460G4	9,10	Black							


\* Note: the recommended tightening torque for conduit / cable clamp screws is 5 in.lb max. - over tightening may cause stripping to occur.

Plug Without Latch	Part Number	Number of Poles	Housing Color	Contact Style 30 amp	Contact Plating	Wire AWG	Diam. mm	Diam. inches	Cable Size (mm <sup>2</sup> )	
	1450G2	2	Black	Loose Piece	Silver	12 / 16	2.6 / 1.5	.10 / .06	3.3 / 1.3	
	1451G2 (female)	3	Black	Loose Piece	Silver	12 / 16	2.6 / 1.5	.10 / .06	3.3 / 1.3	
	1451G6 (male)	3	Black	Loose Piece	Silver	12 / 16	2.6 / 1.5	.10 / .06	3.3 / 1.3	
	1452G2	4	Black	Loose Piece	Silver	12 / 16	2.6 / 1.5	.10 / .06	3.3 / 1.3	
	1453G2	6	Black	Loose Piece	Silver	12 / 16	2.6 / 1.5	.10 / .06	3.3 / 1.3	
	1454G2	8	Black	Loose Piece	Silver	12 / 16	2.6 / 1.5	.10 / .06	3.3 / 1.3	
	1461G1	2,3,4	Black	These part numbers are for the outer shell only. They do not include the components shown in the illustration.						
	1461G2	5,6	Black							
	1461G3	7,8	Black							

\* Note: the recommended tightening torque for conduit / cable clamp screws is 5 in.lb max. - over tightening may cause stripping to occur.

Snap-in Receptacle	Part Number	Number of Poles	Housing Color	Contact Style 30 amp	Contact Plating	Wire AWG	Diam. mm	Diam. inches	Cable Size (mm <sup>2</sup> )	
	1450G1	2	Black	Loose Piece	Silver	12 / 16	2.6 / 1.5	.10 / .06	3.3 / 1.3	
	1451G1 (female)	3	Black	Loose Piece	Silver	12 / 16	2.6 / 1.5	.10 / .06	3.3 / 1.3	
	1452G1	4	Black	Loose Piece	Silver	12 / 16	2.6 / 1.5	.10 / .06	3.3 / 1.3	
	1453G1	6	Black	Loose Piece	Silver	12 / 16	2.6 / 1.5	.10 / .06	3.3 / 1.3	
	1454G1	8	Black	Loose Piece	Silver	12 / 16	2.6 / 1.5	.10 / .06	3.3 / 1.3	
	1470G1	2,3,4	Black	These part numbers are for the outer shell only. They do not include the components shown in the illustration.						
	1470G2	5,6	Black							
	1470G3	7,8	Black							
	1470G4	9,10	Black							

\* Note: the recommended tightening torque for conduit / cable clamp screws is 5 in.lb max. - over tightening may cause stripping to occur.

Powerpole Pak Hardware	Description	Part Number	Number of Poles
<p data-bbox="24 153 488 254">Color coding, special keying, wiring with flexible conduit or using 10 or 45 amp Powerpole connectors are possible by specifying above Powerpole Pak outer housing, Powerpole connectors and spacer keys.</p>  <p data-bbox="235 674 300 695">110G9</p>	<p data-bbox="506 153 1224 201">Cable clamp hardware pak for plug with latch or plug without latch - includes cable clamp, 2 screws &amp; retaining pin(s) for strain relief.</p>	115G1	4
	115G2	6	
	115G3	8	
	115G4	10	
	<p data-bbox="506 390 1252 459">Flexible conduit hardware pak for plug with latch and plug without latch - includes conduit clamp, 2 screws &amp; retaining pin(s) for capturing flexible conduit at back end of plug.</p>	110G10	4
	110G11	6	
	10G15	8	
	<p data-bbox="506 564 842 585">Retaining pin(s) for snap-in receptacle.</p>	110G9	4 (1 required)
	110G9	6 (2 required)	
	8 (3 required)		

Powerpole® Paks are high impact and corrosion - resistant black thermoplastic (UL94V0 rated resin) outer shells for containing our blocked 10 amp to 45 amp Powerpole connectors. They allow easy connection and disconnection of electrical equipment in commercial and industrial applications. Cable clamps provide strain relief and integral latches prevent accidental disconnection of your equipment. The three housings - Plug with Latch, Plug without Latch and Snap-in Receptacle accommodates 2 to 8 circuits for a "clean-looking" cable management system.

Feature	Benefits
UL 94V0 housing material	Provides security in knowledge that the connector chosen meets strict UL flammability ratings.
Make first - break last	Allows for applications that require grounding.
Flat wiping contact system	Allows for minimal contact resistance at high current, wiping action cleans contact surface during disconnection.
Certifications	Connector is UL recognized and CSA Certified.
Colored internal housings	Allows customized multipole cognations with visual color coding to match wires.