

[Product Catalog for Electronic Specialty Markets](#) > [3M™ Terminals, Kits & Tools](#) > [Disconnects](#) > [Scotchlok™ Female Disconnects - Nylon Fully Insulated Butted Seam](#) >

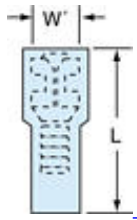
Solutions for Electronic Specialty Markets (ESM)

Product Catalog for Electronic Specialty Markets

- 3M™ Electronic Specialty Markets - New Product Releases
- 3M™ Abrasives
- 3M™ Adhesives, Cleaners & Compounds
- 3M™ Breadboards & Test Clips
- 3M™ Cable & Assemblies
- 3M™ Copper Interconnects
- 3M™ Fiber Optics
- 3M™ Fire Protection
- 3M™ Heat Shrink
- 3M™ Identification Systems
- 3M™ Occupational Health & Safety Products
- 3M™ Protective Bumpers
- 3M™ Reclosable Fasteners
- 3M™ Splicing, Terminating & Ducting
- 3M™ Static Control
- 3M™ Tapes
- 3M™ Terminals, Kits & Tools
- 3M™ Vacuums & Accessories
- 3M™ Warehousing & Packaging Supplies
- 3M™ Wire Connectors



[Printer-friendly format](#) 3M™ Scotchlok™ Fully Nylon Insulated Butted Seam Female Disconnect MNU14-187DFIX, 16-14 AWG



This terminal has a wire range of 16-14 AWG and has case quantities of 500 per case.

[\[click to enlarge\]](#)

GTIN(UPC/EAN) : 0 00 54007 02387 6
3M Id : 80-6100-6503-1

Additional Information

The disconnects are attached to mating part by tongue of female part slipping over male tab. The use of dents and rolled edges on female part provides excellent holding force while allowing easy and quick disconnect.

Learn More . . .

- [Packaging Data](#)
- [Female Disconnects - Nylon Fully Insulated Butted Seam - Product Selection Guide \(PDF 19.0 K\)](#)
- [Scotchlok Terminals MNU18-187DFI, MNU14-187DFI - Data Sheet \(PDF 21.7 K\)](#)
- [Terminal Stud Size Chart - Product Selection Guide \(PDF 5.2 K\)](#)

Please Note:

Adobe® Acrobat® Reader is required to view PDF documents.



Other Tools

- What's New
- Sales Contacts
- U.S. Distributors

Characteristics

Agency Approvals	UL and CSA
Barrel Style	Butted
China RoHS - Below MCV	Yes
CSA File Number	LR22190

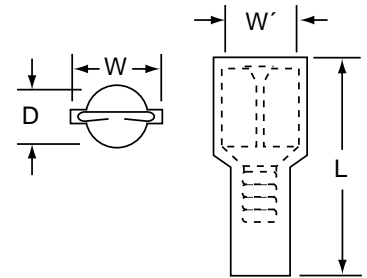
EU RoHS Compliant	Yes
Fastener Orientation	Female
Insulation Material	Nylon
Pad Width	0.187 Inch
Terminal Style	Fully Insulated
Terminal Type	Disconnect
UL File Number	E70512
Wire Gauge Range	14 to 16 American Wire Gauge (AWG)



Scotchlok™ Terminals

MNU18-250DFI, MNU14-250DFI

Female Disconnect, Nylon Fully Insulated,
Butted Seam



Data Sheet

Product Number	Wire Range (AWG)	Male Tab Width (W') x Thickness	L	W	D	Barrel Length	Barrel I.D.	Maximum Insulation Diameter
MNU18-250DFI	22-18	0.250 x 0.032	0.87	0.37	0.23	0.25	0.080	0.145
MNU14-250DFI	16-14	0.250 x 0.032	0.87	0.37	0.23	0.25	0.080	0.145



UNDERWRITERS
LABORATORIES
STANDARD NO. UL 486C
3M FILE NO. E70512



CANADIAN STANDARDS
ASSOCIATION
STANDARD NO. 22.2
NO. 0, 65
3M FILE NO. LR22190

Specifications

Wire Size:	See Table Above
Barrel Seam:	Butted
Maximum Voltage Rating:	600 V Building Wire 1000 V signs or fixtures (Luminaires)
Maximum Operating Temp:	221°F (105°C)
Maximum Current:	Same as Wire
Insulator Material:	Nylon
Terminal Material:	Brass
Plating:	Tin

Installation Information

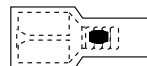
⚠ WARNING


Turn power off before installing or removing terminal. All electrical work should be done according to appropriate electrical codes.

UL Listed and CSA Certified for use on stranded copper (AWG) wire only.

Strip away the end 3/8 inch of wire insulation.

Make the crimp in the proper station of a recommended 3M crimp tool: TH-440, TH-450 (scissor style), or TR-490 (ratchet style) hand tools.



 Barrel Crimp (Electrical)

Suitable for factory installation on steel or brass tabs, UL and CSA.

Suitable for field application on brass tabs, strain relief is required, UL only.

Engineering Specification

Crimp-Type Female Disconnect Terminals shall, electrically and mechanically, connect permanently to a prestripped end of a stranded copper wire: and have a tongue portion with fingers which grip a Male Disconnect in a separable, reusable manner, forming a Quick Connect Wiring Termination.

The connector line shall offer tongue variations (sized to grip Male Tabs: 0.187" x 0.250") and barrel variations in construction (non-insulated, nylon insulated with insulation grip, etc.). The tongue portion shall be marked with the wire range and manufacturer's symbol (↑).

The Nylon Fully Insulated 0.250" Female Disconnect shall be tin plated 0.020" thick brass with a tongue for gripping a 0.250" x 0.032" per ANSI/NEMA CD-2 and a 0.25" long barrel covered by a nylon funnel entry sleeve, which extends to cover the tongue, color coded and sized for a specified (AWG) wire range (22-18, 16-14).

Insulated connectors shall be UL Listed and CSA Certified for 600 V building wire: 1000 V signs or lighting fixtures (luminaires) and temperature rated 221°F (105°C) maximum.

Female Disconnects shall be suitable for field or factory wiring, with a UL Recognized strain relief required.

3M and Scotchlok are trademarks of 3M Company.



is a trademark of Underwriters Laboratories.



is a trademark of Canadian Standards Association.

IMPORTANT NOTICE

Before using this product, you must evaluate it and determine if it is suitable for your intended application. You assume all risks and liability associated with such use.

Warranty; Limited Remedy; Limited Liability. This product will be free from defects in material and manufacture as of the date of purchase. **3M MAKES NO OTHER WARRANTIES INCLUDING, BUT NOT LIMITED TO, ANY IMPLIED WARRANTY OF MERCHANTABILITY OR FITNESS FOR A PARTICULAR PURPOSE.** If this product is defective within the warranty period stated above, your exclusive remedy shall be, at 3M's option, to replace or repair the 3M product or refund the purchase price of the 3M product. **Except where prohibited by law, 3M will not be liable for any loss or damage arising from this 3M product, whether direct, indirect, special, incidental or consequential regardless of the legal theory asserted.**

3M

Electrical Products Division

6801 River Place Blvd.
Austin, TX 78726-9000
<http://www.3M.com/elpd>

Litho in USA.
© 3M 2003 78-8125-9933-6-B