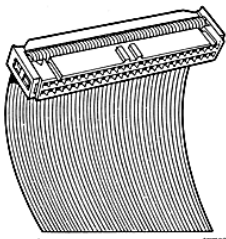


### 71600-050LF

[Assistant](#)



#### 71600-050LF - Quickie®

**Receptacle -Double row - 50 Positions  
- 2.54 mm (0.1 in.)**

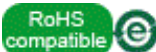
[Email Datasheet](#)  [Print Datasheet](#)

#### FCI Brings You More

- [Contact our sales/technical support](#)
- [Sample request](#)
- €  [Price request](#)
- [Check distributor stock](#)

ACTIVE

[Customer Drawing](#)



Electronics division

### Mating Half



**71918-150LF** Double row, 50 Positions, 2.54 mm (0.1 in.), Vertical, Eject Latch Header 0.76 µm (30 µin.) Gold or GXT™ Plating



**71922-150LF** Double row, 50 Positions, 2.54 mm (0.1 in.), Right Angle, Eject Latch Header 0.76 µm (30 µin.) Gold or GXT™ Plating

### Download document

#### Technical Resources

- [> 3D IGES](#)
- [> RoHS qualification documents](#)
- [> 3D STEP](#)
- [> Product Specification](#)

#### Literature

- [> Quickie™ CTB connectors for PIP Processes](#)
- [> Basics+ Product Focus](#)
- [> Basics+ Brochure](#)
- [> Connectors for Medical Devices Brochure](#)
- [> Connector Overview Brochure](#)

#### Application Tooling

- [> Asia Pacific Application Tooling](#)
- [> Americas Application Tooling](#)
- [> Europe Application Tooling](#)

### Specifications

#### Direct Links

- [Cross Reference](#)
- [RoHS/LF P/N search](#)
- [Document & Drawing search](#)
- [Application tooling](#)

#### Services

- [Contact us](#)
- [Distributor list](#)
- [Pricing request](#)
- [Order samples](#)

#### Literature

- [Brochures & catalogs](#)
- [Product documentation](#)
- [Technical library](#)

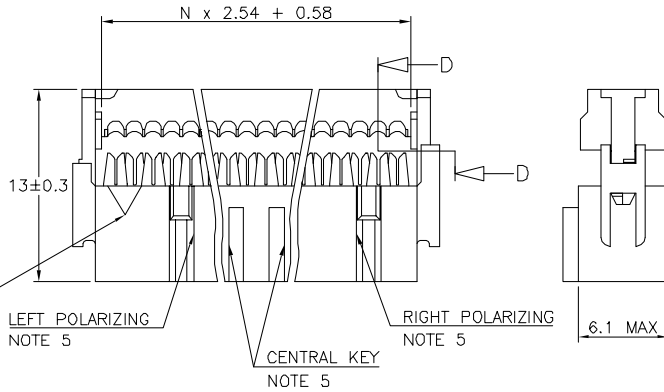
<b>General</b>	
Insulation Displacement Contact (IDC)	IDC Receptacle
Number of contacts (Total)	50
Number of rows	2
Polarization	Center and Dual
Strain Relief	Standard
Style	Standard Single Beam
Termination Style	IDC
Application Equipment	QP-104 QP-112 QP-106
Mating half	Mates with shrouded Eject Latch Header Latch 1
<b>Electrical</b>	
Current rating	1 amp Continuous
Resistance (Contact)	15 m ohms max.
Resistance (Insulation)	50000 M ohms
Voltage rating	1000V AC rms
<b>Physical</b>	
Color (Housing)	Grey
Material (Contact)	Phosphor Bronze
Material (Housing)	Glass - Filled Thermoplastic Polyester
Plating (Contact area)	0.76 µm (30 µin.) Gold
Underplating (Contact)	1.27 µm (50 µin.) Nickel
Flammability rating	UL 94 V-0
Temperature (Range)	-65°C to +105°C
<b>Approvals / Certifications</b>	
Approvals / Certifications	UL and CSA Approved
<b>Other Features</b>	
Packaging (Type)	Tube

PRODUCT NUMBER

71600-YXXLF

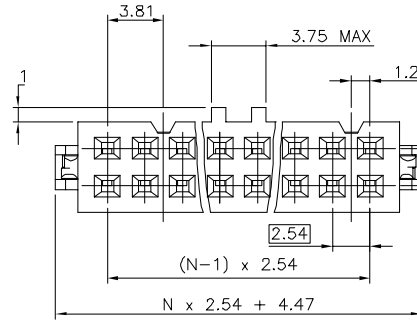
- LEAD FREE, SEE NOTE 6
- TOTAL NB OF POSITION 04 TO 64  
SEE SHEET 2
- OPTIONAL STRAIN RELIEF  
SEE SHEET 2

TRIANGLE INDICATES  
POSITION 1  
NOTE 5



NOTES:

- 1 - PLASTIC MAT'L : GLASS FILLED HIGH TEMPERATURE THERMOPLASTIC. UL94V-0 COLOR: GREY
- 2 - PIN MATERIAL : PHOSPHOR BRONZE
- 3 - PRODUCT PACKAGED IN TUBES.
- 4 - TO DETERMINE DIMENSIONS :  
N = NUMBER OF POSITIONS  
EXAMPLE : 8 POS N x 2.54 = 20.32mm
- 5 - 2x5, 2x6, 2x7 HAVE NO LEFT POLARIZING SLOT.  
- 2x2, 2x3 WITH CENTRAL KEY HAVE NO TRIANGLE, NO LEFT AND RIGHT POLARIZING SLOT.  
- 2x2 WITHOUT CENTRAL KEY HAS NO LEFT AND RIGHT POLARIZING SLOT.  
- 2x3, 2x4 WITHOUT CENTRAL KEY HAVE NO LEFT POLARIZING SLOT  
- 2x4 WITH CENTRAL KEY HAVE NO LEFT AND RIGHT POLARIZING SLOT
- 6 - THIS PRODUCT MEETS EUROPEAN UNION DIRECTIVES AND OTHER COUNTRY REGULATIONS AS PER GS-22-008.  
PACKAGING SPECIFICATION AS PER GS-14-920.



mat'l. code	surface	tolerance	projection	product family
SEE NOTES	ISO 1982	ISO 486 ISO 1101	mm	2.54MM IDC
Ltr	ecm no	dr	date	title
AG	F04-033G	LMU	04.09.01	QUICKIE III FEM
AH	F05-0109	JCO	05.01.17	0.76µm Au
AJ	F05-0171	LMU	05.04.07	dwg no
AK	F05-018D	LMU	05.04.22	sheet 1 of 2
AL	F06-027G	LMU	06.09.12	71600
AM	F06-0274	LMU	06.09.25	A3
				type
				CUSTOMER Drawing

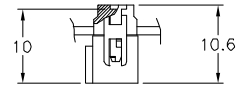
CORE RANGE	
STRAIN RELIEF	Nbr OF POSITIONS
0/1	04
0/1	06
0/1	08
0/1	10
0/1	14
0/1	16
0/1	18
0/1	20
0/1	24
0/1	26
0/1	30
0/1	34
0/1	40
0/1	50
0/1	60
0/1	64

PLATING  
0.76µm GOLD ON CONTACT AREA  
1.27 µm Ni REMAINDER OF PRODUCT

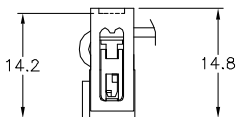
CATALOGUE RANGE	
STRAIN RELIEF	Nbr OF POSITIONS
2/6	04
2/6	06
2/6	08
2/6	10
2/6	14
2/6	16
2/6	18
2/6	20
2/6	24
2/6	26
2/6	30
2/6	34
2/6	40
2/6	50
2/6	60
2/6	64

PLATING  
0.76µm GOLD ON CONTACT AREA  
1.27 µm Ni REMAINDER OF PRODUCT

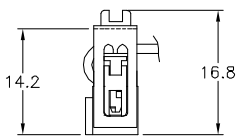
624
304
204 / 224
004
DASHES NOT AVAILABLE



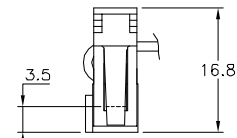
WITHOUT STRAIN RELIEF



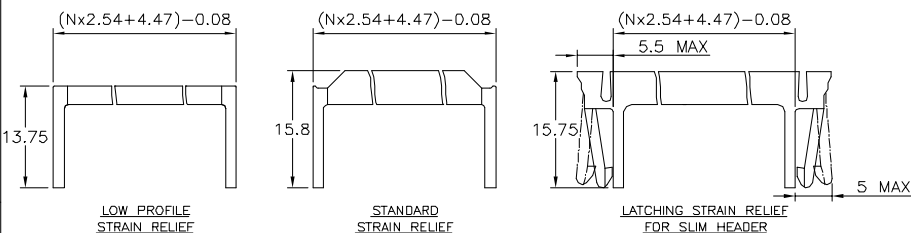
WITH LOW PROFILE STRAIN RELIEF



WITH STANDARD STRAIN RELIEF



WITH LATCHING STRAIN RELIEF



71600-6YYLF	●					●
71600-3YYLF		●	●			
71600-2YYLF	●				●	
71600-1YYLF	●			●		
71600-0YYLF	●		●			
PRODUCT NUMBER	WITH	WITHOUT	STANDARD	WITHOUT	LOW PROFILE	LATCHING
	CENTRAL KEY		STRAIN RELIEF			

mat'l. code		surface		tolerance		projection		product family	
Ltr	ecm no	dr	date	ISO 1382	ISO 486	ISO 1101	ISO 1101	QUICKIE	
X	F70666	AAN	97.11.05	tolerances unless otherwise specified		mm		title	
Y	F10121	DLE	01.01.24	angles	linear	scale N/A		IDC RECEPT DR	
AA	F10199	IGCO	01.04.26					dwg no	
AB	F03019	DLE	03.01.23	dr	D.LE	01.01.24	sheet 2 of -		
AC	F05-0180	LMU	05.04.22	engr	P.NZ	01.01.24	71600		
AD	F06-0270	LMU	06.09.12	chr	JF.N	01.01.24	A3		
AE	F06-0274	LMU	06.09.25	appd	P.NZ	01.01.24	type		
sheet index	revision	sheet						CUSTOMER Drawing	