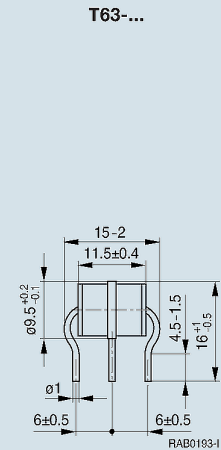
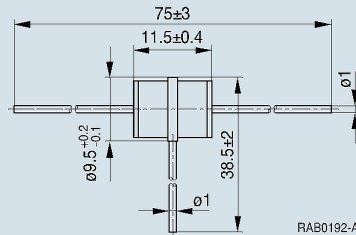
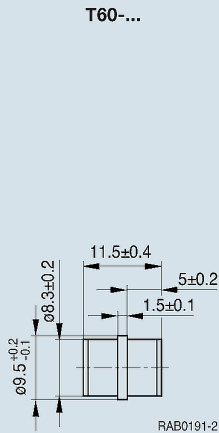


3-Electrode Arresters

3-Elektroden-Ableiter

T6 Series

Heavy-duty types
20 kA / 20 A • Ø 9.5 x 11.5 mm



Type Ordering code	T60-A260X B88069X7120C203	T60-C350X B88069X7450C502 T61-C350X B88069X7700B102 T63-C350X B88069X7460B102	T60-A420X B88069X6980C203	T61-C600X B88069X8820B102 T63-C600X B88069X8830B252	T61-C650X B88069X7230B102 T63-C650X B88069X6990B102	
Nom. DC spark-over voltage V_{sdCN}	260	350	420	600	650	V
DC spark-over voltage	210 ... 310	300 ... 500	330 ... 600	420 ... 700	500 ... 800	V
Impulse spark-over voltage						
@ 100 V/ μ s 99% of measured values	< 600	< 800	< 750	< 900	< 1100	V
@ 100 V/ μ s typical values	< 550	< 700	< 650	< 800	< 1000	V
@ 1 kV/ μ s 99% of measured values	< 650	< 900	< 850	< 1000	< 1350	V
@ 1 kV/ μ s typical values	< 600	< 800	< 750	< 900	< 1100	V
Nom. alternating discharge current @ 50 Hz, 1 s	20	20	20	20	20	A
Alternating discharge current @ 50 Hz, 9 cycles	130	130	130	130	130	A
Nom. impulse discharge current 10 operations 8/20 μ s	20	20	20	20	20	kA
Single impulse discharge current, 1 op. 8/20 μ s	40	40	40	40	40	kA
Impulse discharge current 1 operation 10/350 μ s	on request	5	on request	5	5	kA
Insulation resistance	> 10	> 10	> 10	> 10	> 10	G Ω
Capacitance @ 1 MHz	< 1.5	< 1.5	< 1.5	< 1.5	< 1.5	pF

Currents through center electrode, half value through each line electrode.

About packing see page 65.