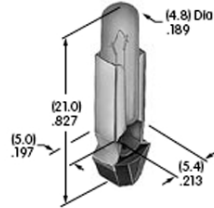
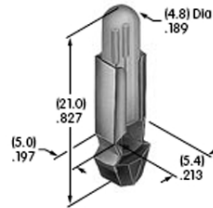


## AT600s

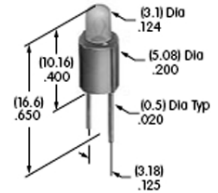
**AT602**  
Incandescent Lamp  
Volts: 6 12 18 24 28  
Series: LW MLW  
T-1½ Pilot Slide Base



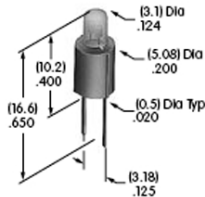
**AT602N**  
Neon Lamp  
Volts: 110  
Series: LW MLW  
T-1½ Pilot Slide Base



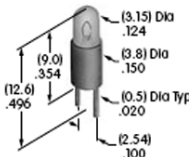
**AT607**  
Incandescent Lamp  
Volts: 5 12  
Series: LB  
T-1 Bi-pin



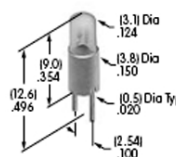
**AT607N**  
Neon Lamp  
Volts: 110  
Series: LB  
T-1 Bi-pin



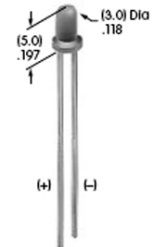
**AT611**  
Incandescent Lamp  
Volts: 5 12  
Series: KB YB  
T-1 Bi-pin



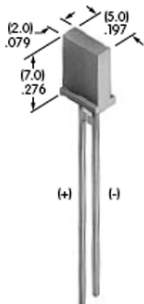
**AT615**  
Neon Lamp  
Volts: 110  
Series: KB  
T-1 Bi-pin



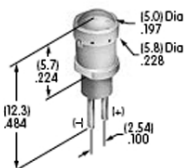
**AT617**  
Single Element LED  
Colors: C E F  
Used for AT212 Bezel



**AT618**  
Single Element LED  
Colors: C E F  
Used for AT213 Bezel



**AT621**  
6-element Bicolor LED  
Colors: CF  
Series: YB  
T-1½ Bi-pin



**AT622**  
Double Element LED  
Colors: C E F  
Series: MLW  
T-1¾ Pilot Slide Base



**AT624**  
Single Element LED  
Color: G  
Series: HB  
T-1 Bi-pin

