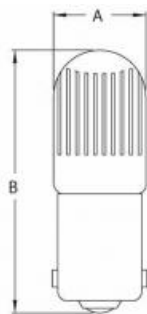




Products

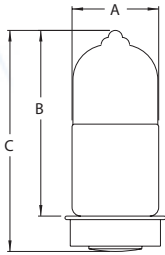
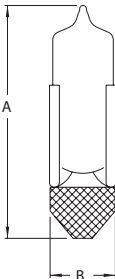
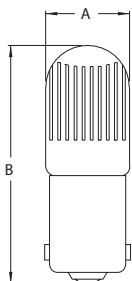
Aviation Neon Lamps

CML's line of neon lamps represents of the most economical forms of 'power on' indication. They provide superior performance under shock and vibration conditions.



Part Number: B2A (NE51H)
Serial Number: SCMB T-3 1/4
Type: T-3 1/4
Base: S.C. Mini Bayonet
Max. Striking Volts (AC): 95
Max. Striking Volts (DC): 135
Design Current Max: 1.2
Series Resistor Value 100_120: 47KW1/4 W
Series Resistor Value 220_250: 150KW1/3 W
Avg Life: 25000
Brightness: High
Military Reference: M15098/11-002
RoHS Status: Currently under review

Neon Indicator Lamps

Configuration	Part Number	Old Ref. Number	Design Current mA	Maximum Breakdown Voltage	
				VAC	VDC
T-2 Midget Flange Base					
	A1G		0.3	65	90
	A1G-R		0.3	65	90
	A1H		1.2	95	135
	A1H-R		1.2	95	135
	C7A	NE -2D	0.7	65	90
	C7A-R		0.7	65	90
	C9A	NE -2J	1.9	95	135
	C9A-R		1.9	95	135
	G9B		1.2	95	135
	G9B-R		1.2	95	135
T-2 Telephone Slide Base					
	K1C5		0.7	65	90
	K1C5-R		0.7	65	90
	K1B1		1.2	95	135
	K1B1-R		1.2	95	135
	K1A5	NE -84	1.9	95	135
	K1A5-R		1.9	95	135
T-3 1/4 Miniature Bayonet Base					
	B1A	NE -51	0.3	65	90
	B1A-R	NE 51R	0.3	65	90
	B2A	NE 51H	1.2	95	135
	B2A-R	NE 51HR	1.2	95	135
	B2G	NE 51G	1.2	95	135
	B2G-R	AR 51GR	1.2	95	135

Footnotes

- Life value is to approximately 50% of initial light output. Values shown apply to use on AC unless otherwise shown. Life on DC is approximately 60% of AC values when DC current is equal to RMS AC value. When equal DC and RMS AC voltages and equal resistances are utilized, life will be approximately the same.
- For DC operation of high brightness lamps use a minimum of 150 circuit volts. Maximum initial breakdown voltage 95 VAC, 135 VDC in light.
- Tinned leads.
- High brightness.
- Formed tip.
- Dark effect reduced.
- Lamp drops through a Ø.310" cylinder of .500" minimum length.