

T&B® Fittings



T&B Catalog Number: 2546
UPC Number: 78621002546
Description: 1" Liquidtight Strain Relief Cord Connector-Straight; Body Material-Die Cast Zinc; Gland material-Steel; Bushing-Neoprene. Cord range-.750-.875
Status: Active

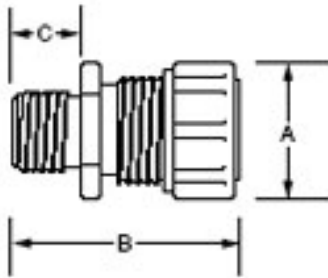


Fig. 1

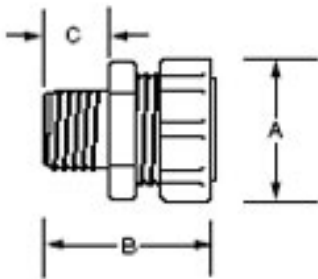


Fig. 2

General	
Material	Die Cast Zinc
Dimension Information	
Hub Size (inches)	1
Dimension A (inches)	1 11/16
Dimension B (inches)	1 7/8
Dimension C (inches)	25/32
Cord Range (inches)	.750-.875
Throat Diameter (inches)	63/64
Packaging	
T&B Inner Pack	10
Package in Units	100
T&B Sold in UOM	Each
T&B Weight Per UOM	29.8 lbs. per 100
Application Support	
Product Overview	Available on Website
Specifications	Available on Website
Liquidtight Flexible Cord and Cable Connectors-Application and Features	Available on Website
Portable Cord Selection Table	Available on Website
Notes	
*Note	Suitable for use in hazardous locations where general purpose equipment is specifically permitted by NEC 501-4(b).
**Note	Meets Coast Guard CG293
****Note	Temperature rating-105° C
Certifications	
RoHS Compliance	Yes
Certifications	



File Nbr:
E 13938

T&B Conduit Fittings

Flexible Cord and cable Fittings

Specifications—Liquidtight Flexible Cord and Cable Fittings



2520 Series



2631 Series

Application

- A liquidtight fittings to connect flexible cord or power cable to a box or enclosure and provide adequate strain relief.

Features

- Liquidtight connection with box or enclosure is assured by:
 - (1) Taper threaded hub on 2520 series for female hub application (A).
 - (2) Using sealing ring series 5262 with 2520 series for knockout application (B).
 - (3) Captivated sealing 'O' ring on 2631 series (C).
- Neoprene bushing makes liquidtight installation; applies pressure against cable the full length of bushing (D).
- Thermoplastic or stainless steel retaining ring (E).
 - (1) Will not abrade cord/cable jacket.
 - (2) Reduces installing torque effort.
- U.L. Listed for liquidtightness, strain relief and as an outlet bushing; CSA certified watertight.

Standard Material

Gland, Body	Steel/Malleable Iron/Zinc Die Cast
Retaining Ring	Thermoplastic/ Stainless Steel
Bushing	Neoprene
'O' Ring	Buna N

Standard Finish

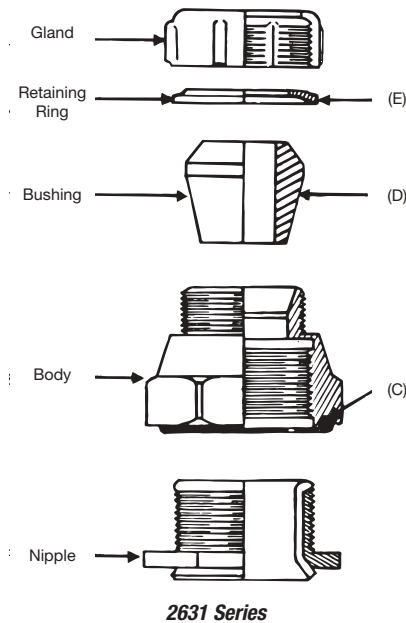
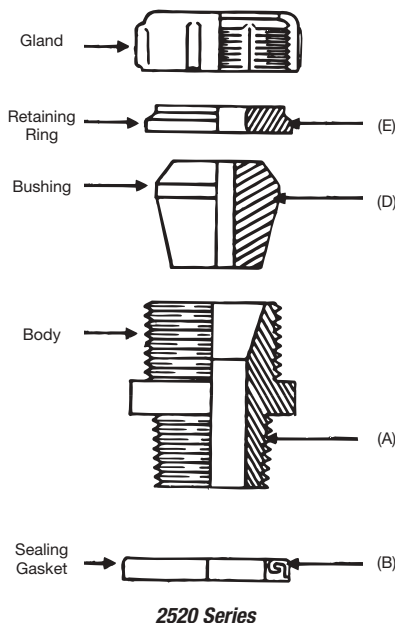
Electro Zinc Plated & Chromate Coated

Range

- 2520 Series, straight
0.125" outside diameter to 3.200" outside diameter Cord or Cable
- 2200 Series, 45°
0.125" outside diameter to 1.485" outside diameter Cord or Cable
- 2267 Series, 90°
0.125" outside diameter to 1.875" outside diameter Cord or Cable
Cord/Cable Type S, SO, SV, ST, STO, SJ, SJO, SJT, SJTO, SVO & SVT

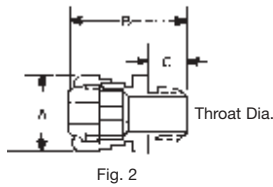
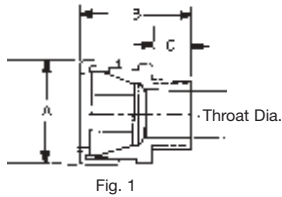
Conformity

U.L. 514
CSA C22.2 No. 18
ANSI C33.84
NFPA 70-2002 (ANSI)



T&B Conduit Fittings

Flexible Cord and Cable Fittings



Liquidtight Strain Relief Fittings

Cat. No.	Cable Size Range min.-max.	Hub Size	Throat Dia. (min.)	Fig.	Dimensions (in.)		
					A	B	C
2516 [†]	(.060-.125)	1/4"	23/64"	2	53/64	1-7/16	15/32
2517 [†]	(.120-.250)	1/4"	23/64"	2	53/64	1-7/16	15/32
2518 [†]	(.060-.150)	3/8"	29/64"	2	31/32	1-1/2	15/32
2519 ^{**}	(.150-.300)	3/8"	29/64"	2	31/32	1-1/2	15/32
2520	(.125-.250)	1/2"	9/16"	1	1-5/32	1-11/16	5/8
2521	(.250-.375)	1/2"	9/16"	1	1-5/32	1-11/16	5/8
2522	(.375-.500)	1/2"	9/16"	1	1-5/32	1-11/16	5/8
2523	(.450-.560)	1/2"	9/16"	1	1-5/32	1-11/16	5/8
2524 [*]	(.500-.625)	1/2"	5/8"	1	1-3/8	1-3/4	5/8
2525 [*]	(.625-.750)	1/2"	5/8"	1	1-3/8	1-3/4	5/8
2530	(.125-.250)	3/4"	13/16"	1	1-3/8	1-3/4	9/16
2531	(.250-.375)	3/4"	13/16"	1	1-3/8	1-3/4	9/16
2532	(.375-.500)	3/4"	13/16"	1	1-3/8	1-3/4	9/16
2534	(.500-.625)	3/4"	13/16"	1	1-3/8	1-3/4	9/16
2535	(.625-.750)	3/4"	13/16"	1	1-3/8	1-3/4	9/16
2536 [*]	(.750-.880)	3/4"	3/4"	1	1-11/16	1-15/16	5/8
2541	(.250-.375)	1"	49/64"	1	1-3/8	1-23/32	9/16
2542	(.375-.500)	1"	49/64"	1	1-3/8	1-23/32	9/16
2544	(.500-.625)	1"	49/64"	1	1-3/8	1-23/32	9/16
2545	(.625-.750)	1"	49/64"	1	1-3/8	1-23/32	9/16
2546	(.750-.875)	1"	63/64"	1	1-11/16	1-7/8	23/32
2547	(.875-.985)	1"	63/64"	1	1-11/16	1-7/8	9/16
2548 [*]	(.880-1.065)	1"	29/32"	1	2-3/32	2-3/8	25/32
2549 [*]	(1.065-1.205)	1"	29/32"	1	2-3/32	2-3/8	25/32
2558	(.880-1.065)	1-1/4"	1-17/64"	1	2-3/32	2-5/32	13/16
2559	(1.065-1.205)	1-1/4"	1-17/64"	1	2-3/32	2-5/32	13/16
2556 [*]	(1.187-1.375)	1-1/4"	1-1/4"	1	2-11/32	2-1/2	13/16
2557 [*]	(1.375-1.485)	1-1/4"	1-1/4"	1	2-11/32	2-1/2	13/16
2562	(.812-1.000)	1-1/2"	1-7/16"	1	2-11/32	2-1/2	11/16
2563	(1.000-1.187)	1-1/2"	1-7/16"	1	2-11/32	2-7/16	11/16
2564	(1.187-1.375)	1-1/2"	1-7/16"	1	2-11/32	2-7/16	11/16
2565 [*]	(1.375-1.625)	1-1/2"	1-29/64"	1	2-13/16	2-5/8	13/16
2573	(1.125-1.375)	2"	1-7/8"	1	2-13/16	2-5/8	13/16
2574	(1.375-1.625)	2"	1-7/8"	1	2-13/16	2-5/8	11/16
2575	(1.625-1.875)	2"	1-7/8"	1	2-13/16	2-5/8	11/16
2576 [*]	(1.750-1.965)	2"	1-29/32"	1	3-7/32	3-1/2	27/32
2577 [*]	(1.937-2.187)	2"	1-29/32"	1	3-7/32	3-1/2	27/32
2584	(1.750-1.965)	2-1/2"	2"	1	3-7/32	3-3/4	1-1/32
2585	(1.937-2.187)	2-1/2"	2"	1	3-7/32	3-3/4	1-1/32
2586 [*]	(2.156-2.360)	2-1/2"	2-5/32"	1	3-15/16	4-1/4	1-1/32
2587 [*]	(2.350-2.565)	2-1/2"	2-5/32"	1	3-15/16	4-1/4	1-1/32
2592	(2.156-2.360)	3"	2-13/32"	1	3-15/16	4-1/4	1-1/32
2593	(2.350-2.565)	3"	2-13/32"	1	3-15/16	4-1/4	1-1/32
2594	(2.535-2.750)	3"	2-13/32"	1	3-15/16	4-1/4	1-1/32
2595 [*]	(2.735-2.985)	3"	2-13/16"	1	4-11/16	4-13/16	1-1/8
2596 [*]	(2.970-3.220)	3"	2-13/16"	1	4-11/16	4-13/16	1-1/8

* Remove sufficient outer covering of cable to permit conductors to pass thru fitting body.

[†] U.L. not applicable.

** Not CSA Certified.

Complies with JIC standards.

U.L. Listed as liquidtight strain relief, and outlet bushing. CSA certified watertight.

Temperature rating: 105°C.