

Accessories

1. AC Cord Sets

Three optional cords are possible according to order:

Region	AC Cord	Power Supply Connector	Wall Plug	P/N
North America	13A / 125Vac L=2m	IEC320-C13	NEMA 5-15P	ZUP/U
Europe	10A / 250Vac L=2m	IEC320-C13	INT'L 7/ VII	ZUP/E
SI- 32 Std	10A / 250Vac L=2m	IEC320-C13	SI-32	ZUP/I



North America



Europe



SI-32 Standard

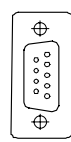
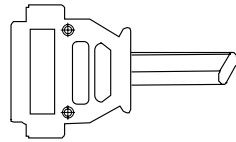
2. Communication Cable

RS232/RS485 cable is used to connect the power supply to the PC controller

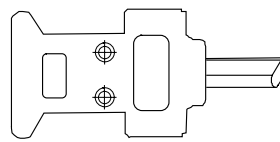
Mode	PC connector	Communication cable	Power Supply Connector	P/N
RS232	DB-9	Shield Ground , L=1m	EIA / TIA-568A (RJ-45)	ZUP/NC401
RS232	DB-25	Shield Ground , L=1m	EIA / TIA-568A (RJ-45)	ZUP/NC403
RS485	DB-9	Shield Ground , L=1m	EIA / TIA-568A (RJ-45)	ZUP/NC402
RS485	DB-25	Shield Ground , L=1m	EIA / TIA-568A (RJ-45)	ZUP/NC404



DB-25 (female connector)



DB-9 (female connector)

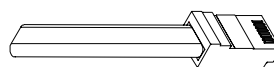
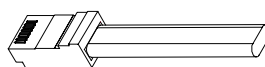


EIA/TIA (RJ-45)

3. ZUP serial link cable

Used to chain Power Supply to Power Supply from a serial communication bus

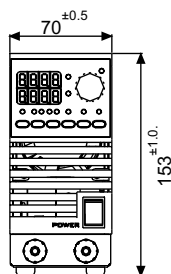
Mode	Communication cable	Power Supply Connector Remote IN /OUT	P/N
RS485	Shield Ground , L=50cm	EIA /TIA -568 A (RJ-45)	ZUP/ W



Options (200W, 400W, 800W Models)

1. FRONT PANEL OUTPUT JACKS


P/N: ZUP / L



Outline Drawing: Physical Dimensions in mm.

ZUP 200W/400W Units: 70x153x405.9

ZUP 800W Units: 140x153x405.9

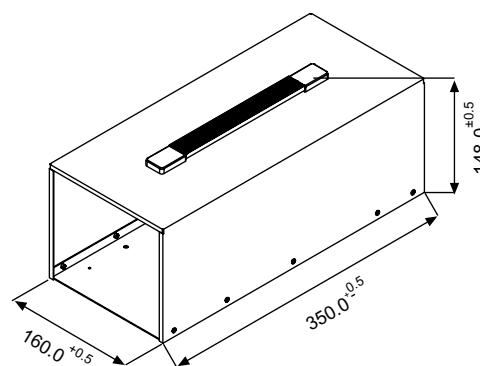


Up to 20A output current via front panel jacks.

2. ZUP ASSEMBLIES

Dual Output Packing 200W/400W models

P/N: NL200



3. 19" RACK MOUNTED ATE AND OEM UP TO 2.4 KW

Up to six power units can be assembled into a 19 , 3U rack, kit P/N NL100.

In cases where the entire rack is not occupied with power units, NL101 blank panels can be installed.

P/N: NL100

