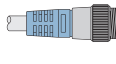



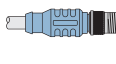

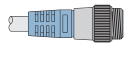
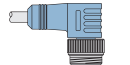

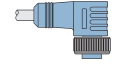
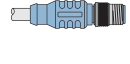
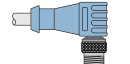




TURCK

Network Media Products

DeviceNet™, Cable/Cordset Selection Matrix

		<i>minifast</i> ®				<i>eurofast</i> ® (Thin/Mid Only)	
		Pin (Male)		Socket (Female)		Pin (Male)	
		1 	2 	3 	4 	5 	
		RSM	WSM	RKM	WKM	RSC	
		RSM 57x-*M	WSM 57x-*M	RKM 57x-*M	WKM 57x-*M	RSC 57x-*M	
Bare							
<i>minifast</i>	Pin (Male)	1 	RSM RSM 57x-*M	RSM WSM 57x-*M	RSM RKM 57x-*M	RSM WKM 57x-*M	RSM RSC 57x-*M
		RSM					
	2 			WSM WSM 57x-*M	WSM RKM 57x-*M	WSM WKM 57x-*M	WSM RSC 57x-*M
	WSM						
Socket (Female)	3 			RKM RKM 57x-*M	RKM WKM 57x-*M	RKM RSC 57x-*M	
	RKM						
	4 				WKM WKM 57x-*M	WKM RSC 57x-*M	
WKM							
<i>eurofast</i> (Thin/Mid Only)	Pin (Male)	5 					RSC RSC 57x-*M
		RSC					
	6 						
	WSC						
Socket (Female)	7 						
	RKC						
	8 						
WKC							

See pages G11 - G12 for dimensional drawings.

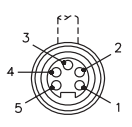
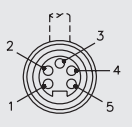
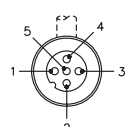
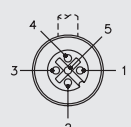
* Indicates length in meters.

x Indicates cable type.

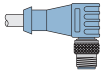
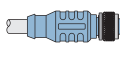
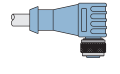
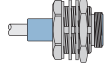
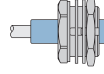
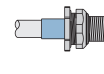
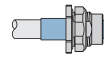
Refer to the Cordset Builder at www.turck.com for assistance with cordset/cable combinations.

Standard cable lengths are 1, 2, 4, 5, 6, 8, 10, 15, and in +5 meter increments from there. Consult factory for other lengths.

For stainless steel coupling nuts change part number RSM ... to RSV, WSM ... to WSV.

<i>minifast</i>		Pinouts	<i>eurofast</i>	
Male	Female	1. Bare (Shield Drain Wire) 2. Red (+ Voltage) 3. Black (- Voltage) 4. White (CAN_H) 5. Blue (CAN_L)	Male	Female
				

DeviceNet™, Cable/Cordset Selection Matrix

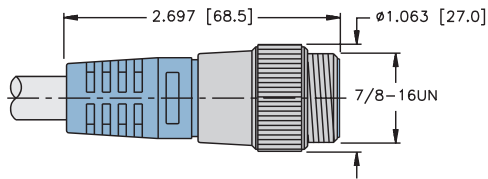
<i>euofast</i> ® (Thin/Mid Only)			<i>minifast</i> ® Bulkhead		<i>euofast</i> Bulkhead (Thin Only)	
Pin (Male)	Socket (Female)		Pin (Male)	Socket (Female)	Pin (Male)	Socket (Female)
6 	7 	8 	9 	10 	11 	12 
WSC	RKC	WKC	RSFP	RKFP	FSFD	FKFD
WSC 57x-*M	RKC 57x-*M	WKC 57x-*M	RSFP 57x-*M	RKFP 57x-*M	FSFD 57x-*M	FKFD 57x-*M
RSM WSC 57x-*M	RSM RKC 57x-*M	RSM WKC 57x-*M	RSM RSFP 57x-*M	RSM RKFP 57x-*M	RSM FSFD 57x-*M	RSM FKFD 57x-*M
WSM WSC 57x-*M	WSM RKC 57x-*M	WSM WKC 57x-*M	WSM RSFP 57x-*M	WSM RKFP 57x-*M	WSM FSFD 57x-*M	WSM FKFD 57x-*M
RKM WSC 57x-*M	RKM RKC 57x-*M	RKM WKC 57x-*M	RKM RSFP 57x-*M	RKM RKFP 57x-*M	RKM FSFD 57x-*M	RKM FKFD 57x-*M
WKM WSC 57x-*M	WKM RKC 57x-*M	WKM WKC 57x-*M	WKM RSFP 57x-*M	WKM RKFP 57x-*M	WKM FSFD 57x-*M	WKM FKFD 57x-*M
RSC WSC 57x-*M	RSC RKC 57x-*M	RSC WKC 57x-*M	RSC RSFP 57x-*M	RSC RKFP 57x-*M	RSC FSFD 57x-*M	RSC FKFD 57x-*M
WSC WSC 57x-*M	WSC RKC 57x-*M	WSC WKC 57x-*M	WSC RSFP 57x-*M	WSC RKFP 57x-*M	WSC FSFD 57x-*M	WSC FKFD 57x-*M
	RKC RKC 57x-*M	RKC WKC 57x-*M	RKC RSFP 57x-*M	RKC RKFP 57x-*M	RKC FSFD 57x-*M	RKC FKFD 57x-*M
		WKC WKC 57x-*M	WKC RSFP 57x-*M	WKC RKFP 57x-*M	WKC FSFD 57x-*M	WKC FKFD 57x-*M

DeviceNet Media

Specifications

Overmold:	PUR (Polyurethane)
Coupling Nut:	Nickel Plated CuZn or Stainless Steel
Contact Carrier:	PUR (Polyurethane)
Contacts:	Gold Plated CuZn
Protection:	NEMA 1, 3, 4, 6P and IEC IP 67
Rated Voltage:	300 V
Rated Current:	9 A
Ambient Temperature:	-40° to +75°C (-22° to +167°F)

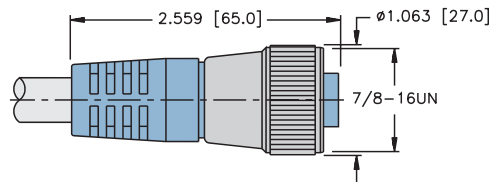
1



RSM ..

Pages G7 - G10

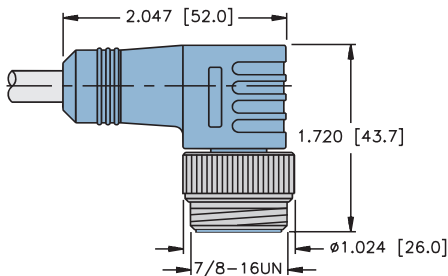
3



RKM ..

Pages G7 - G10

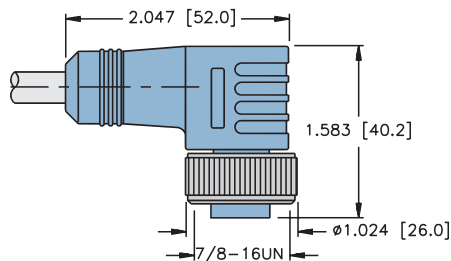
2



WSM ..

Pages G7 - G10

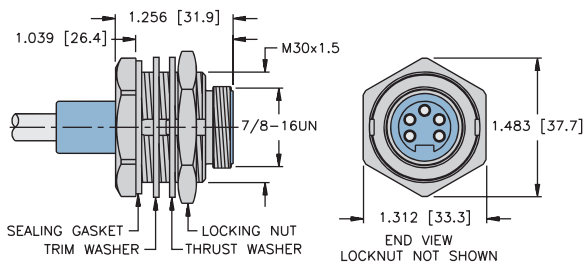
4



WKM ..

Pages G7 - G10

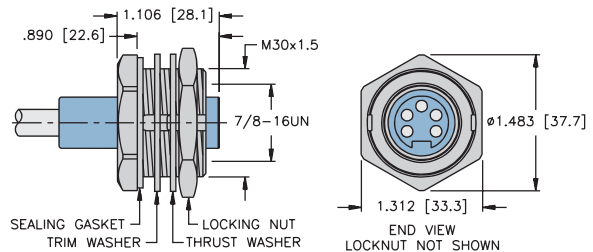
9



RSNP ..

Pages G7 - G10

10



RKFP ..

Pages G7 - G10

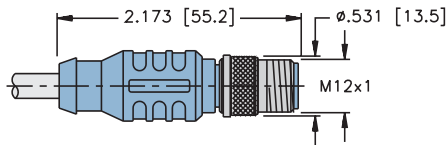
DeviceNet™, eurofast® Cordset and Receptacle Connector Dimensions

Specifications

Overmold:	PUR (Polyurethane)
Coupling Nut:	Nickel Plated CuZn or Stainless Steel
Contact Carrier:	PUR (Polyurethane) or POM (Nylon)
Contacts:	Gold Plated CuZn
Protection:	NEMA 1, 3, 4, 6P and IEC IP 68
Rated Voltage:	250 V
Rated Current:	4 A
Ambient Temperature:	-40° to +75°C (-22° to +167°F)

DeviceNet Media

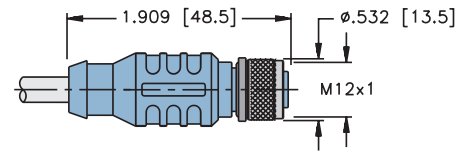
5



RSC ..

Pages G7 - G10

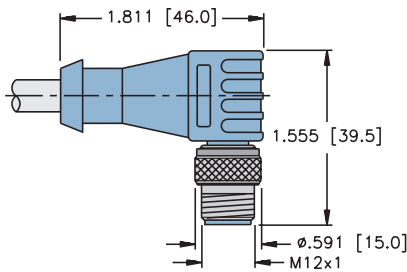
7



RKC ..

Pages G7 - G10

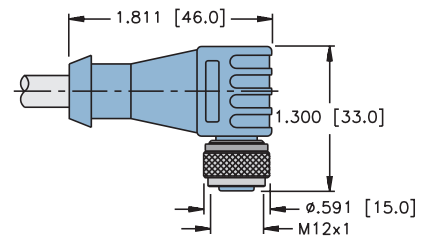
6



WSC ..

Pages G7 - G10

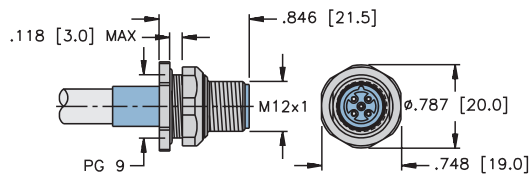
8



WKC ..

Pages G7 - G10

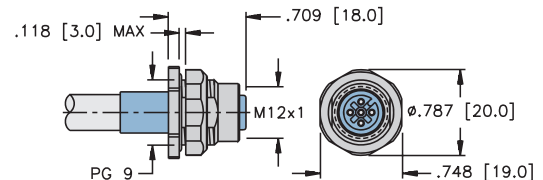
11



FSFD ..

Pages G7 - G10

12

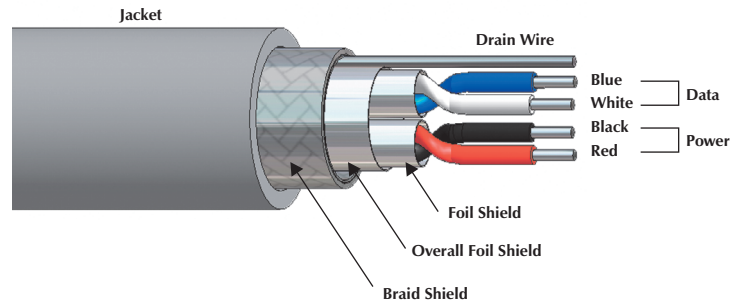


FKFD ..

Pages G7 - G10

DeviceNet™, Thin Cable Specifications

- Cable that Meets the Requirements of ODVA Thin or Type 1 Cable
- Commonly Used as Drop Cable to a Maximum Length of 6 Meters (20 Feet) or Trunk Cable in Networks Up to a Maximum Length of 100 Meters (328 Feet)



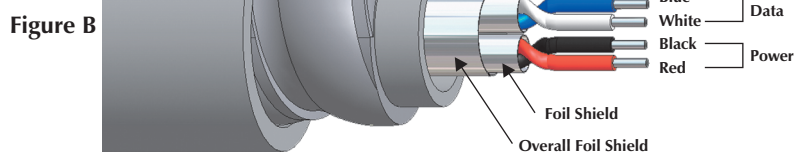
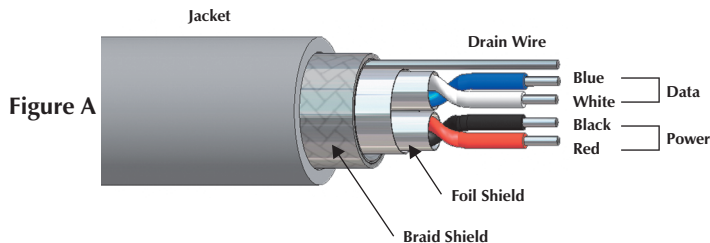
Data Rate	Maximum Trunk Length	Drop Length	
		Maximum	Cumulative
125 Kbaud	100 meters (328 feet)	6 meters (20 feet)	156 meters (512 feet)
250 Kbaud	100 meters (328 feet)		78 meters (feet)
500 Kbaud	100 meters (328 feet)		39 meters (feet)

Type	Approvals	Power Pair		Data Pair		Outer Jacket	Shields	Bulk Cable Part Number / Weight/300 M
		AWG Color Code	DCR (/1000 feet) Insulation	AWG Color Code	DCR (/1000 feet) Insulation			
572 AWM 2464 75°C 300 Volts	NEC PLTC CEC AWM-I/II A/B FT4	2/22 AWG BK/RD	18.1 Ohms PVC	2/22 AWG BU/WH	18.1 Ohms PE	PVC Light Grey 7.2 mm (.285 in)	Foil 22 AWG	RB50603-*M 44 lbs.
577 AWM 2464 75°C 300 Volts	NEC PLTC CEC AWM-I/II A/B FT4	2/22 AWG BK/RD	16.9 Ohms PVC	2/22 AWG BU/WH	16.9 Ohms PE	PVC Light Grey 8.4 mm (.330 in)	Foil/Braid 22 AWG	RB50629-*M 65 lbs. <i>flexlife-10</i> ® †
578 AWM 2464 75°C 300 Volts	NEC PLTC/CL2 CEC CMG	2/22 AWG BK/RD	18.1 Ohms PVC	2/22 AWG BU/WH	18.1 Ohms PE	PVC Light Grey 7.8 mm (.310 in)	Foil/Braid 22 AWG	RB50651-*M 51 lbs.
5715 AWM 2095 80°C 300 Volts	NEC AWM CEC AWM-I/II A/B FT1	2/22 AWG BK/RD	16.5 Ohms PVC	2/22 AWG BU/WH	16.5 Ohms PE	PVC Light Grey 6.0 mm (.235 in)	Foil (Data Only) 22 AWG	RB50764-*M 26 lbs.
5725 AWM 21080 75°C 300 Volts	NEC AWM	2/22 AWG BK/RD	16.5 Ohms PE	2/24 AWG BU/WH	27.7 Ohms PE	PUR Violet 7.1 mm (.280 in)	Foil/Braid 22 AWG	RB50994-*M 50 lbs. Halogen-Free ††
5732 AWM 20626 80°C 600 Volts	NEC AWM CEC AWM-I/II A/B FT4	2/22 AWG BK/RD	16.5 Ohms PVC	2/22 AWG BU/WH	16.5 Ohms PE	TPE Charcoal Grey 9.3 mm (.365 in)	Foil/Braid 22 AWG	RB51296-*M 68 lbs. <i>flexlife</i> ® † <i>weldlife</i> ™ †

* Indicates length in meters.
 Standard cable lengths are 1, 2, 4, 5, 6, 8, 10, 15, and in +5 meter increments from there. Consult factory for other lengths.
 † See page A7 for *flexlife*® performance.
 †† Zero Halogen: to DIN VDE 0472 part 815 + IEC 60754-1

DeviceNet™, Mid Cable Specifications

- Cable That Meets the Requirements of ODVA Mid or Type III Cable
- Provides More Flexibility When Used as a Trunk Cable Up to a Maximum Length of 300 Meters (984 Feet)



Data Rate	Maximum Trunk Length
125 Kbaud	300 meters (984 feet)
250 Kbaud	250 meters (820 feet)
500 Kbaud	100 meters (328 feet)

Type	Approvals	Power Pair		Data Pair		Outer Jacket	Shields	Bulk Cable Part Number / Weight/300 M	Figure
		AWG Color Code	DCR (/1000 feet) Insulation	AWG Color Code	DCR (/1000 feet) Insulation	Material Color Nominal O.D.	Type Drain Wire		
5711 AWM 2464 80°C 300 Volts	NEC PLTC CEC AWM-I/II A/B FT4	2/16 AWG BK/RD	4.1 Ohms PVC	2/20 AWG BU/WH	11.2 Ohms PE	PVC Light Grey 8.4 mm (.330 in)	Foil 20 AWG	RB50721-*M 65 lbs.	A
5722 AWM 2464 75°C 300 Volts	NEC PLTC CEC AWM-I/II A/B FT4	2/17 AWG BK/RD	5.2 Ohms SR-PVC	2/20 AWG BU/WH	10.4 Ohms PE	PVC Light Grey 8.9 mm (.350 in)	Foil 20 AWG	RB50876-*M 71 lbs. <i>flexlife-10</i> ® †	A
5723 AWM 20233 80°C 300 Volts	NEC AWM CEC AWM-I/II A/B FT1	2/17 AWG BK/RD	5.2 Ohms PVC	2/20 AWG BU/WH	10.4 Ohms PE	PUR Light Grey 8.4 mm (.330 in)	Foil 20 AWG	RB50877-*M 60 lbs. <i>flexlife-10</i> †	A
5721A 75°C 300 Volts	NEC PLTC/CM CEC CMG HL ABCD	2/18 AWG BK/RD	6.7 Ohms PVC	2/20 AWG BU/WH	10.4 Ohms PE	PVC Light Grey 14.9 mm (.585 in) Aluminum Armor	Foil/Armor 20 AWG	RB50859-*M 101 lbs. <i>armorfast</i> ®	B
5731 AWM 20626 80°C 300 Volts	NEC AWM CEC AWM-I/II A/B FT1	2/16 AWG BK/RD	4.1 Ohms PVC	2/20 AWG BU/WH	10.4 Ohms PE	TPE Charcoal Grey 10 mm (.394 in)	Foil/Spiral None	RB51235-*M 95 lbs. <i>flexlife</i> † <i>weldlife</i> ™ †	A

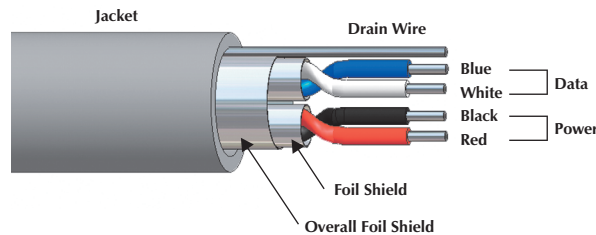
* Indicates length in meters.

Standard cable lengths are 1, 2, 4, 5, 6, 8, 10, 15, and in +5 meter increments from there. Consult factory for other lengths.

† See page A7 for *flexlife*® and *weldlife*™ performance.

DeviceNet™, Thick Cable Specifications

- Cable That Meets the Requirements of ODVA Thick or Type II Cable
- It Provides the Most Power to a Network When Used as a Trunk Cable Up to a Maximum Standard Cable Length of 500 Meters (1640 Feet)



Data Rate	Maximum Trunk Length	Maximum Trunk Length (5720)
125 Kbaud	500 meters (1640 feet)	420 meters (1378 feet)
250 Kbaud	250 meters (820 feet)	200 meters (656 feet)
500 Kbaud	100 meters (328 feet)	100 meters (328 feet)

Type	Approvals	Power Pair		Data Pair		Outer Jacket Material Color Nominal O.D.	Shields Type Drain Wire	Bulk Cable Part Number / Weight/300 M
		AWG Color Code	DCR (/1000 feet) Insulation	AWG Color Code	DCR (/1000 feet) Insulation			
575 AWM 20233 80°C 300 Volts	NEC AWM CEC AWM-I/II A/B FT1	2/15 AWG BK/RD	3.3 Ohms PVC	2/18 AWG BU/WH	6.5 Ohms PE	PUR Light Grey 10.4 mm (.409 in)	Foil/Braid 18 AWG	RB50633-*M 94 lbs.
579 AWM 2570 75°C 300 Volts	NEC PLTC/CL2 CEC CMG	2/15 AWG BK/RD	3.2 Ohms PVC	2/18 AWG BU/WH	6.5 Ohms PE	PVC Light Grey 11.3 mm (.445 in)	Foil/Braid 18 AWG	RB50652-*M 122 lbs.
5720 75°C 600 Volts	NEC TC	2/16 AWG BK/RD	4.9 Ohms PVC	2/18 AWG BU/WH	6.9 Ohms PE	PVC Light Grey 13 mm (.515 in)	Foil/Braid 16 AWG	RB50793-*M 168 lbs.
5726 AWM 21080 70°C 300 Volts	NEC AWM	2/15 AWG BK/RD	3.2 Ohms PE	2/18 AWG BU/WH	6.9 Ohms PE	PUR Violet 11.2 mm (.449 in)	Foil/Braid 18 AWG	RB51038-*M 150 lbs. Halogen-Free ††
5727 75°C 300 Volts	NEC PLTC CEC AWM-I/II A/B FT4	2/15 AWG BK/RD	3.44 Ohms PVC	2/18 AWG BU/WH	7.06 Ohms PE	PVC Light Grey 13.7 mm (.540 in)	Foil/Spiral None	RB51106-*M 157 lbs flexlife-10 ® †
5730 AWM 20626 80°C 300 Volts	NEC AWM CEC AWM-I/II A/B FT1	2/15 AWG BK/RD	3.44 Ohms PVC	2/18 AWG BU/WH	7.06 Ohms PE	TPE Grey 10.4 mm (.413 in)	Foil/Braid 18 AWG	RB51231-*M 110 lbs. flexlife † weldlife ™ †

* Indicates length in meters.

Standard cable lengths are 1, 2, 4, 5, 6, 8, 10, 15, and in +5 meter increments from there. Consult factory for other lengths.†

See page A7 for **flexlife**® and **weldlife** performance.

†† Zero Halogen: to DIN VDE 0472 part 815 + IEC 60754-1