

IEC Appliance Connector C14 with modular extended Components

Plug removal necessary for fuse replacement



6421.005X.XX
Appliance inlet
Appliance outlet



6431.005X.XX
Appliance inlet
Switch
Appliance outlet



6432.0X5X.XX
Appliance inlet
Fuseholder
Switch
Appliance outlet



C14



70° C

**Description**

- Panel Mount:
Snap-in version from front side
- 2 - 4 Functions:
Appliance Inlet Protection class I, Connector Protection class I, Line switch 2-pole, Fuseholder for fuse-links 5 x 20 mm 1- or 2-pole
- Solder terminals 3.5 x 0.8 mm or quick connect terminals 6.3 x 0.8 mm
- Alternative: version with line filter [Felcom 54](#)

Approvals

- VDE License Number: 108162
- UL License Number: E103791
- CSA License Number: 38456

Characteristics

- Modular component selection
- Individual components soldered on a printed circuit board
- Plug removal necessary for fuse-link replacement
Fuse drawer meets requirements of medical standard IEC/EN 60601-1
The fuseholder is accessible from the equipment front
- Fully insulated from the rear
- Qualified for use in equipment according IEC/EN 60950

Other versions on request

- Line switch with other rocker marking

Weblinks

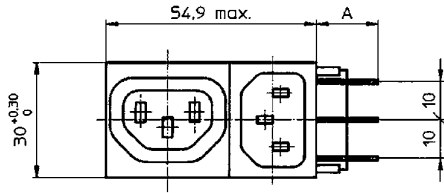
[Approvals](#), [RoHS](#), [CHINA-RoHS](#), [e-Store](#), [SCHURTER-Stock-Check](#), [Distributor-Stock-Check](#)

Technical Data

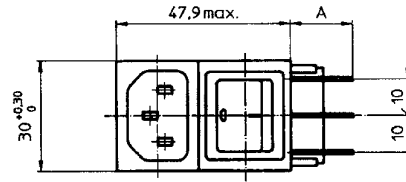
Ratings IEC	10A / 250VAC; 50Hz
Ratings UL/CSA	10A / 125/250VAC; 60Hz
Allowable Operation Temp.	-25 °C to 70 °C
Protection Class	Suitable for appliances with protection class I acc. to IEC 61140
Terminal	Solder terminals 3.5 x 0.8 mm or quick connect terminals 6.3 x 0.8 mm, tin-plated
Panel Thickness s	Snap-in: 1/ 1.2/ 1.5/ 2/ 2.5/ 3 mm
Material: Housing	Thermoplastic, black, UL 94V-0

Appliance-Inlet/-Outlet	C14 acc. to IEC/EN 60320-1 and F acc. to IEC/EN 60320-2-2, UL 498, CSA C22.2 no. 42 (for cold conditions) pin-temperature 70 °C, 10A, Protection class I
Fuseholder	1 or 2 pole, Shocksafe category PC2 acc. to IEC 60127-6, for fuse-links 5 x 20mm
Rated Power Acceptance @ Ta 23 °C	5 x 20: 2W (1 pole)/ 1.6W (2-pole) per pole
Power Acceptance @ Ta > 23°C	Admissible power acceptance at higher ambient temperature see derating curves
Line Switch	Rocker switch 2-pole, non-illuminated, IEC 61058-1 Technical details

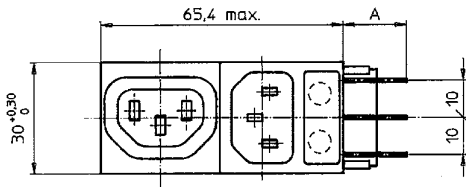
Dimensions



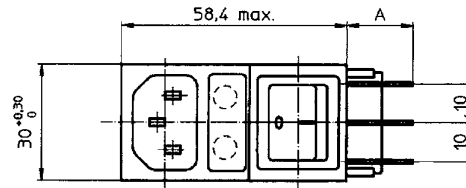
Variants 6421.005X.XX
Mounting hole: 53.6+0,2 x 27.6+0,2



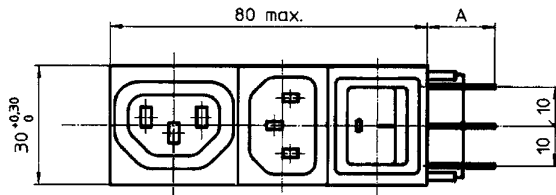
Variants 6422.005X.XX
Mounting hole: 46.7+0,2 x 27.6+0,2



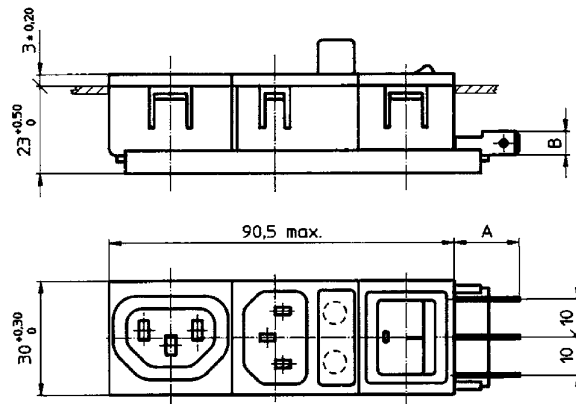
Variants 6423.0X5X.XX
Mounting hole: 65.5+0,2 x 27.6+0,2



Variants 6424.0X5X.XX
Mounting hole: 57+0,2 x 27.6+0,2



Variants 6431.005X.XX
Mounting hole: 80.1+0,2 x 27.6+0,2



Variants 6432.0X5X.XX
Mounting hole: 90.6+0,2 x 27.6+0,2

Ordering instructions

64 XX.0X5X.XX

“Snap-in” panel thickness

- 10 = 1,0 mm
- 12 = 1,2 mm
- 15 = 1,5 mm
- 20 = 2,0 mm
- 25 = 2,5 mm
- 30 = 3,0 mm

Connection

- 51 = solder terminals 3,5 x 0,8 mm
- 53 = quick connect terminals 6,3 x 0,8 mm

Fuseholder 5 x 20 mm

- 00 = without fuseholder
- 01 = 1-pole
- 02 = 2-pole

Module combination

- 21 = Appliance inlet, outlet
- 22 = Appliance inlet, switch
- 23 = Appliance inlet, fuseholder, outlet
- 24 = Appliance inlet, fuseholder, switch
- 31 = Appliance inlet, outlet, switch
- 32 = Appliance inlet, fuseholder, outlet, switch

Base model

Packaging unit 10 Pcs