


## 70-178-1, 2 Socket/15 Amp Rating, 300 Volts



**BOLD-FACED PART NUMBERS ARE NORMALLY STOCKED**

Standard Part Number	Description
<b>70-178-1</b>	11-Pin, Printed Circuit Terminals with Mounting Tabs
<b>70-178-2</b>	11-Pin, Printed Circuit Terminals without Mounting Tabs

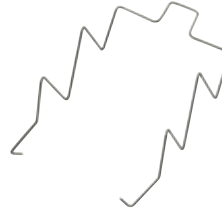
### General Specifications (UL 508)

Characteristics	Units	Value
Number of Terminals		11
<b>Electrical Rating</b>		
Nominal Voltage Rating	Volts	300
Nominal Current Rating	Amps	15
<b>Dielectric Strength</b>		
Output to Input Terminals	V rms	2500
Output to Adjacent Output Terminals	V rms	2500
<b>Temperature</b>		
Operating Range:	°C	- 40 to + 80
Storage Range:	°C	- 40 to + 105
<b>Construction</b>		
Internal Metal Tracks		Copper Alloy, Nickel Plated
Terminals		Copper Alloy, Nickel Plated
<b>Miscellaneous</b>		
Socket Mounting:		Printed Circuit
Wire Size Capacity (Maximum)	EN 60204-1	AWG mm2
Sold Cu (Output)	AWG, mm2	16 1.0
Stranded Cu (Output)	AWG, mm2	16 1.0
Wire Connection Method		Solder
Flamability Rating	Class	94V-0
Body Color		Light Gray
Product Certification		UL, CSA
Conformance		CE, RoHS
Weight	grams	12.1

### Optional Mating Accessories

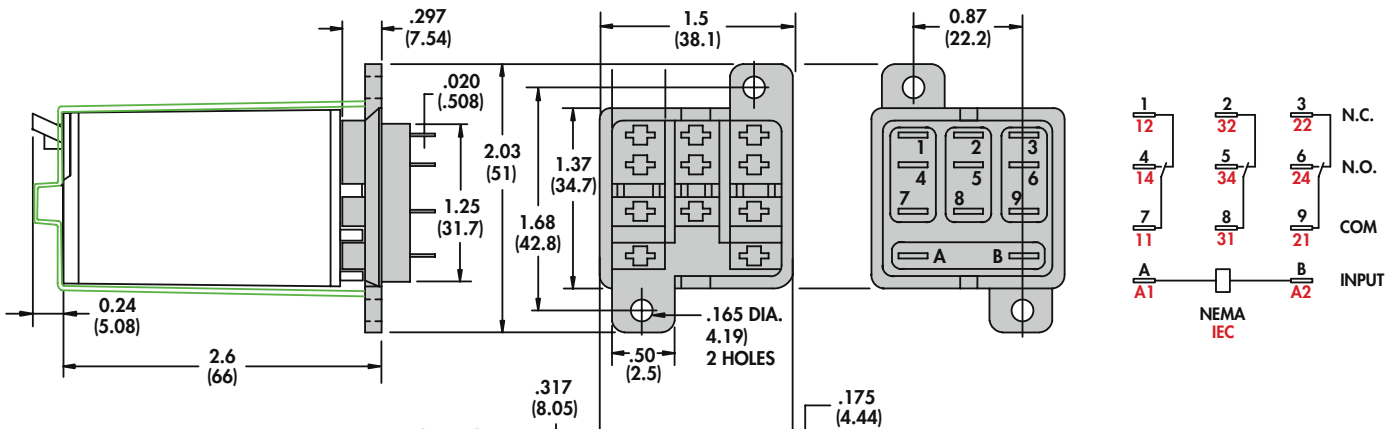


788 Relay



16-1351

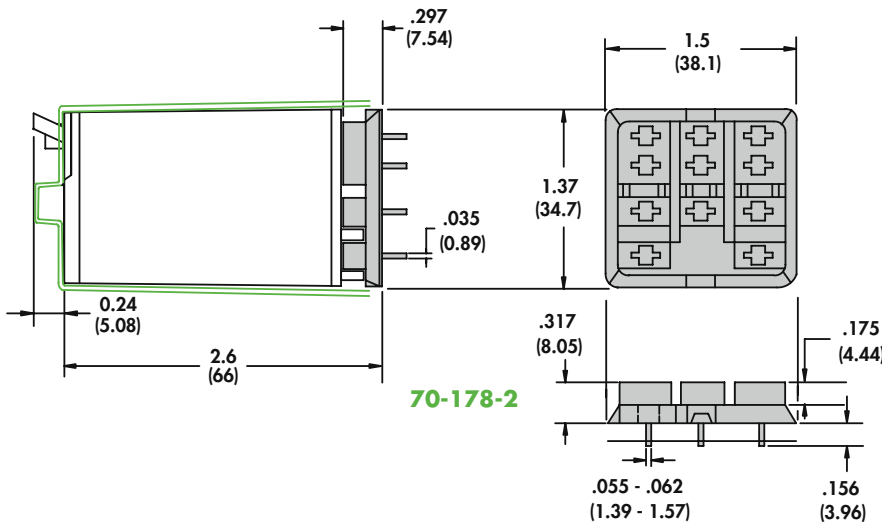
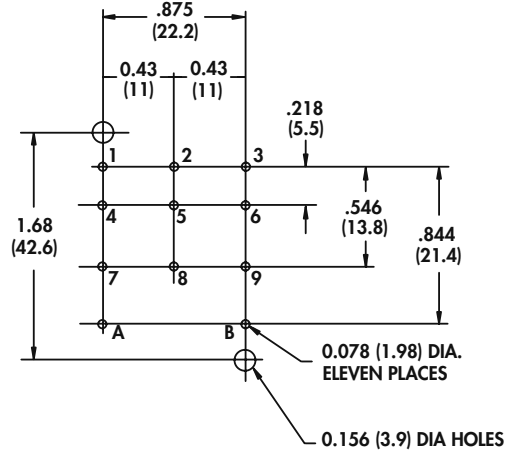
Standard Part Number	Description	Catalog Location
788	Relay	Section 1 p.30-38
16-1351	Metal Hold-Down Clip used for 788, 711, 388J Relays	Section 3 p.8-11



70-178-1

**16-1351**  
Metal Hold-Down Clip  
See Section 3 p.8-11

RECOMMENDED CIRCUIT BOARD LAYOUT BOTTOM VIEW



70-178-2