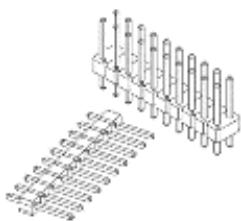


## 68000-236HLF

Assistant



### 68000-236HLF - BergStik®

Unshrouded header, Through Hole,  
Single row, 36 Positions, 2.54 mm  
Pitch, Vertical, 5.84 mm (0.23 in.)  
Mating, 2.41 mm (0.095 in.) Tail

ACTIVE

Customer Drawing



Electronics division

Email Datasheet  Print Datasheet

#### FCI Brings You More

- [Contact our sales/technical support](#)
- [Sample request](#)
- €  [Price request](#)
- [Check distributor stock](#)

**Direct Links** ...>

Cross Reference

RoHS/LF P/N search

Document & Drawing search

Application tooling

**Services** ...>

Contact us

Distributor list

Pricing request

Order samples

**Literature** ...>

Brochures & catalogs

Product documentation

Technical library

### Mating Half



[75915-336LF](#) 36 Position PCB Mounted  
Receptacle Through Mount, Top Entry,  
Single Row



[76341-336LF](#) 36 Position PCB Mounted  
Receptacle Through Mount, Top Entry,  
Single Row



[71607-336LF](#) 36 Position Horizontal Card  
Connector, Surface Mount, Single row

### Download document

#### Technical Resources

- [> 3D IGES](#)
- [> RoHS qualification documents](#)
- [> Product Specification](#)
- [> 3D PROE](#)

#### Literature

- [> Basics+ Product Focus](#)
- [> Basics+ Brochure](#)
- [> Connectors for Medical Devices Brochure](#)
- [> Products for MicroTCA and AdvancedMC modules Brochure](#)
- [> Connector Overview Brochure](#)
- [> Bergstik PIP Brochure](#)

#### Application Tooling

- [> Asia Pacific Application Tooling](#)
- [> Americas Application Tooling](#)
- [> Europe Application Tooling](#)

### Specifications

<b>General</b>	
Number of contacts (per row)	36
Number of contacts (Total)	36
Number of rows	1
Orientation	Vertical
Packaging	Bulk Packaging
Attachment type (Board)	Through Hole
<b>Dimensional</b>	
Length (Overall pin)	10.8 mm (0.425 in.)
Length (Tail)	2.41 mm (0.095 in.)
Mating length	5.84 mm (0.23 in.)
<b>Electrical</b>	
Current rating	3 amp Continuous
Resistance (Insulation)	5000 M ohms
Voltage rating	1500V AC rms
<b>Mechanical</b>	
Retention force	8.88N (2 lbf)
<b>Mounting</b>	
Retention feature (Board)	No
Solder process	Vapor-phase IR reflow soldering processes Compatible with Wave
<b>Physical</b>	
Color (Housing)	Black
Material (Contact)	Phospor Bronze
Material (Housing)	High Temperature Black Thermoplastic
Plating (Contact area)	0.38 µm (15 µin.) Gold or GXT
Plating (Tail)	0.38 µm (15 µin.) Gold or GXT
Underplating (Contact)	1.27 µm (50 µin.) Nickel
Flammability rating	UL 94 V-0
Temperature (Range)	-65°C to +125°C
<b>Approvals / Certifications</b>	
Approvals / Certifications	UL and CSA Approved
<b>Other Features</b>	
Comments	Sample kit 950501-016
Literature	950559-001



PIN PLATING CODES:	
XXXX-1YY	30u"/0.76u MIN (SEE NOTE 13) OVER 50u"/1.27u MIN Ni
XXXX-2YY	15u"/0.38u MIN (SEE NOTE 13) OVER 50u"/1.27u MIN Ni
XXXX-3YY	50u"/1.27u MIN Au OVER 50u"/1.27u MIN Ni
XXXX-4YY	100u"/2.54u MIN Sn OVER 50u"/1.27u MIN Ni (SEE NOTE 14)
XXXX-4YYHLF	
XXXX-5YY	15u"/0.38u MIN (SEE NOTE 13) OVER 50u"/1.27u MIN Ni
XXXX-6YY	30u"/0.76u MIN (SEE NOTE 13) OVER 50u"/1.27u MIN Ni
XXXX-7YY	30u"/0.76u MIN Au OVER 50u"/1.27u MIN Ni
XXXX-8YY	15u"/0.38u MIN Au OVER 50u"/1.27u MIN Ni
XXXX-9YY	15u"/0.38u MIN GXT OVER 50u"/1.27u MIN Ni
XXXX-0YY	30u"/0.76u MIN GXT OVER 50u"/1.27u MIN Ni

NOTES

①. PART NUMBER OPTIONS:

PIN PLATING CODES (SEE ABOVE)

HIGH TEMP. MATERIAL:  
FOR HIGH-TEMPERATURE APPLICATIONS, SPECIFY AN "H" AT THE END OF THE PART NUMBER.

NUMBER OF POSITIONS :  
ANY NUMBER OF POSITIONS FROM 1 THRU 36.  
-X00H INDICATES BERGSTRIIP PRODUCT. SEE PAGE 3 FOR SPECIAL GEOMETRY OF THIS CONTINUOUS STRIP PRODUCT.  
AUTOMATED REELS WILL CONTAIN 36,000 PINS.  
SEE SPECIFIC PART NUMBERS FOR AVAILABILITY.

PACKAGING :  
NO INDICATOR IS STANDARD PACKAGING IN POLY BAGS.  
EIGHT DIGIT PART NUMBERS FOLLOWED BY A "T" ARE PACKAGED IN TUBES. SEE SPECIFIC PART NUMBERS FOR AVAILABILITY.  
EIGHT DIGIT PART NUMBERS FOLLOWED BY A "C" ARE PACKAGED IN TUBES WITH PICKUP CAP APPLIED. (NOT TOOLED)

BERGSTRIIP™ PART NUMBERS FOLLOWED BY A "B" ARE BULK PRICED.

LEAD FREE :  
ADD "HLF" SUFFIX AT THE END OF PART NUMBER FOR LEAD FREE OPTION, NOT AVAILABLE FOR -5YY,-5YYH, -6YY & -6YYH

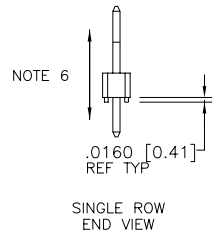
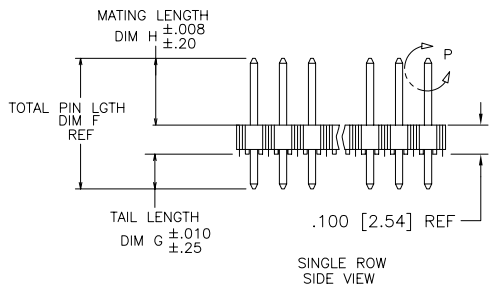
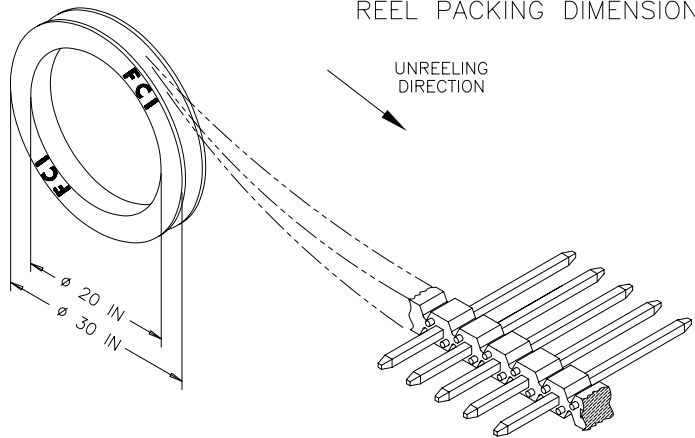
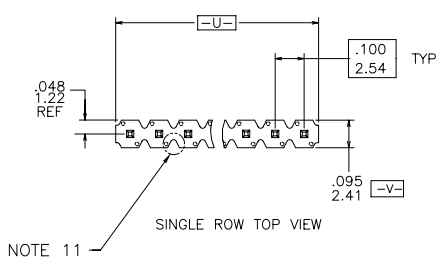
②. BODY MATERIAL :  
BERGSTIK: MANUFACTURER'S OPTION OF NYLON OR PCT, GLASS FIBER REINFORCED, FLAME RETARDENT PER UL-94V-0. COLOR : BLACK  
BERGSTRIIP™: PRODUCED WITH HIGH TEMPERATURE LCP THERMOPLASTIC, FLAME RETARDENT PER UL-94V-0. COLOR : BLACK  
PART NUMBERS WITH "H" SUFFIX WILL WITHSTAND EXPOSURE TO 260°C PEAK TEMPERATURE FOR 20 SECONDS IN WAVE SOLDER, INFRA-RED OR VAPOR PHASE SOLDER PROCESS.  
PART NUMBERS WITHOUT "H" SUFFIX WILL WITHSTAND EXPOSURE TO 260°C PEAK TEMPERATURE FOR WAVE SOLDER PROCESS.

- ③. PIN MATERIAL : PHOS-BRONZE.
- ④. MEASURED WITH PART IN RESTRAINED CONDITION.
- ⑤. TWO SIDES OF PIN TIPS NOT PLATED. TYPICAL BOTH ENDS.
- ⑥. 2LBS/0.9KG MIN PIN RETENTION IN EITHER DIRECTION.
- ⑦. PIN CANNOT PROTRUDE PAST EDGE OF HOUSING. MUST BE .005±.005/.13±.13 FROM END OF HOUSING HOLE.
- ⑧. MILITARY BERGSTIK HEADER  
P/N XXXXX-XY-MIL.  
NOT AVAILABLE.
- ⑨. ±.010/0.25 TOL APPLIES TO ALL "G" TAILS EXCEPT INDICATED PARTS ON TABLE WHERE +.010/0.25 -.000/0.00 APPLIES.
- ⑩. INDICATED PART NUMBERS ARE PRODUCED AND SOLD IN THE TAIWAN/SINGAPORE AREAS. THESE ARE NOT AVAILABLE IN BERGSTRIIP™ CONTINUOUS STRIP.
- ⑪. NOTCH CONFIGURATION WILL VARY PER VENDOR'S DISCRETION.
- ⑫. THESE PRODUCTS MEETS EUROPEAN UNION DIRECTIVES AND OTHER COUNTRY REGULATION AS DESCRIBED IN GS-22-008.
- ⑬. PLATING OPTIONS:  
MAY BE EITHER GOLD OR GXT PLATED AT MANUFACTURER'S OPTION.
- ⑭. "THIS PRODUCT HAS 100% TIN PLATING IN THE INTERFACE AND HAS NOT BEEN TESTED FOR WHISKER GROWTH IN ALL INTERCONNECT ENVIRONMENTS."

mat'l. code SEE NOTES 2 & 3	surface ISO 1302 ✓	tolerance ISO 406 ISO 1101	projection 	product family BERGSTIK
ltr ecr no dr date	tolerances unless otherwise specified angles linear 0'±2'	.xxx.01/0.3 .xxx±.005/0.13 .xxx±.0025/0.051	INCH/MM scale 1:1	title BERGSTIK® II HEADER .100/2.54cc SR STRAIGHT
sheet index	revision sheet	dr enrg chr appd T.BREWBAKER 01/05/95 T.HANNA 01/05/95 J.MURPHY 01/05/95 T.HANNA 01/05/95		dwg no 68000 sheet 2 of 8 size A3 type Product Customer Drawing

BERGSTRIPTM HEADER

REEL PACKING DIMENSIONS



mat'l. code	surface	tolerance	projection	product family
SEE NOTES 2 & 3	ISO 1302 ✓	ISO 406	ISO 1101	BERGSTIK
ltr	ecn	no	dr	date
CR				
tolerances unless otherwise specified		title		
angles	linear	BERGSTIK® II HEADER		
0°±2'	.xxx±.01/0.3	.100/2.54cc SR STRAIGHT		
	.xxx±.005/0.13	dwg no		
	.xxxx±.0025/0.051	68000		
dr	T.BREWBAKER	01/05/95	scale 1:1	sheet 3 of 8 size
enr	T.HANNA	01/05/95	FCI	A3
chr	J.MURPHY	01/05/95		type
appd	T.HANNA	01/05/95		Product Customer Drawing
sheet index	revision sheet			

PRODUCT NUMBER	TOTAL PIN LGTH		TAIL LENGTH		MATING LENGTH		PACKAGING	NOTES	BERGSTRIPTM AVAILABLE	LF OPTION
	DIM F	DIM F	DIM G	DIM G	DIM H	DIM H				
	ENGLISH	METRIC	ENGLISH	METRIC	ENGLISH	METRIC				
55492-XYH	0.315	8.00	0.095	2.41	0.120	3.05	POLY BAGS	-	NO	NOTE 1,12
60017-XYH	0.640	16.26	0.210	5.33	0.310	7.87	POLY BAGS	-	NO	
60018-XYH	0.660	16.76	0.250	6.35	0.310	7.87	POLY BAGS	-	NO	
63334-XYH	0.435	11.05	0.095	2.41	0.240	6.10	POLY BAGS	-	NO	
68000-XY	0.425	10.80	0.095	2.41	0.230	5.84	POLY BAGS	-	YES	
68001-XY	0.450	11.43	0.120	3.05	0.230	5.84	POLY BAGS/TUBES	-	YES	
68002-XY	0.480	12.19	0.150	3.81	0.230	5.84	POLY BAGS	-	YES	
68003-XY	0.525	13.34	0.195	4.95	0.230	5.84	POLY BAGS	-	NO	
68004-XY	0.525	13.34	0.107	2.72	0.318	8.08	POLY BAGS	-	YES	
68024-XY	0.568	14.43	0.150	3.81	0.318	8.08	POLY BAGS	-	YES	
68031-XY	0.513	13.03	0.183	4.65	0.230	5.84	POLY BAGS	-	NO	
68032-XY	0.543	13.79	0.213	5.41	0.230	5.84	POLY BAGS	-	NO	
68033-XY	0.708	17.98	0.473	12.01	0.135	3.43	POLY BAGS	-	NO	
68415-XY	0.615	15.62	0.115	2.92	0.400	10.16	POLY BAGS	-	NO	
68416-XY	0.813	20.65	0.483	12.27	0.230	5.84	POLY BAGS	-	NO	
68418-XY	0.730	18.54	0.400	10.16	0.230	5.84	POLY BAGS	-	NO	
68422-XY	0.631	16.03	0.213	5.41	0.318	8.08	POLY BAGS	-	NO	
68443-XY	0.755	19.18	0.425	10.80	0.230	5.84	POLY BAGS	-	NO	
68456-XY	0.825	20.96	0.115	2.92	0.610	15.49	POLY BAGS	-	NO	
68457-XY	0.548	13.92	0.130	3.30	0.318	8.08	POLY BAGS	-	NO	
68465-XY	0.925	23.50	0.595	15.11	0.230	5.84	POLY BAGS	-	NO	
68466-XY	0.925	23.50	0.128	3.25	0.697	17.70	POLY BAGS	-	NO	
68472-XY	0.913	23.19	0.413	10.49	0.400	10.16	POLY BAGS	-	NO	
68479-XY	0.718	18.24	0.388	9.86	0.230	5.84	POLY BAGS	-	NO	
68483-XY	0.835	21.21	0.417	10.59	0.318	8.08	POLY BAGS	-	NO	
68487-XY	0.705	17.91	0.110	2.79	0.495	12.57	POLY BAGS	-	NO	
68489-XY	1.095	27.81	0.765	19.43	0.230	5.84	POLY BAGS	-	NO	
68490-XY	1.025	26.04	0.695	17.65	0.230	5.84	POLY BAGS	-	NO	
68497-XY	0.612	15.54	0.085	2.16	0.427	10.85	POLY BAGS	-	NO	
68603-XY	0.555	14.10	0.120	3.05	0.335	8.51	POLY BAGS	-	NO	
68604-XY	0.600	15.24	0.120	3.05	0.380	9.65	POLY BAGS	-	NO	

mat'l. code SEE NOTES 2 & 3	surface ISO 1302 ✓	tolerance ISO 406 ISO 1101	projection 	product family BERGSTIK
ltr ecr no dr date	tolerances unless otherwise specified angles linear 0'±2'	.xxx±.01/0.3 .xxx±.005/0.13 .xxxx±.0026/0.051	INCH/MM scale 1:1	title BERGSTIK® II HEADER .100/2.54cc SR STRAIGHT
dr enrg chr appd	T.BREWBAKER T.HANNA J.MURPHY T.HANNA	01/05/95 01/05/95 01/05/95 01/05/95		dwg no 68000 sheet 4 of 8 size A3
sheet index	revision sheet			type Product Customer Drawing

PDM: Rev:CR STATUS:Released Printed: Dec 05, 2007