

Home > 50748603332500F

Part Number: **50748603332500F**

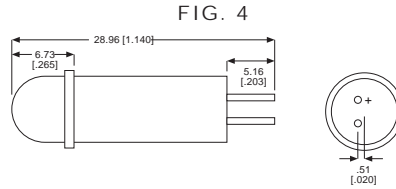
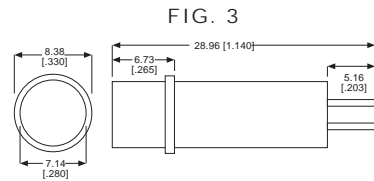
### General Description

Series	507
Description	LED DATALITE
Lamp Type	INCAND. WIRE LEADS"507" SERIES
Terminal Lamp Type	INTERMED. SCREW
Terminal Type	SOLDER
Mounting Hole Size	1- 3/16"
Cap Material And Shape	Short cylindrical, fresnel, plastic
Cap Finish Description	Unfrosted or Transparent
Cap Color Desc	Green
Metal Finish Desc	Black Anodized
Built In Resistor Desc	None
Hardware Desc	None

**LED PANEL MOUNT INDICATORS**

**507 SERIES CARTRIDGES FOR USE WITH HOLDERS & CLIPS**

PART NO.*	COLOR	V <sub>F</sub>	mA	mcd†	FIG.
507-4762-3331-500	Red	2	20	30	3
507-4862-3332-500	Green	2.1	20	40	3
507-4962-3333-500	Yellow	2.1	20	45	3
507-5062-3334-500	Blue	3	10	100	3
507-4757-3331-500	Red	5	15	10	3
507-4857-3332-500	Green	5	20	50	3
507-4957-3333-500	Yellow	5	20	35	3
507-5064-3334-500	Blue	5	10	100	3
507-4759-3331-500	Red	10	15	10	3
507-4859-3332-500	Green	10	20	50	3
507-4959-3333-500	Yellow	10	20	35	3
507-5066-3334-500	Blue	10	10	100	3
507-4760-3331-500	Red	14	20	10	3
507-4860-3332-500	Green	14	20	50	3
507-4960-3333-500	Yellow	14	20	35	3
507-5067-3334-500	Blue	14	10	100	3
507-4761-3331-500	Red	28	15	10	3
507-4861-3332-500	Green	28	20	50	3
507-4961-3333-500	Yellow	28	20	35	3
507-5068-3334-500	Blue	28	10	100	3



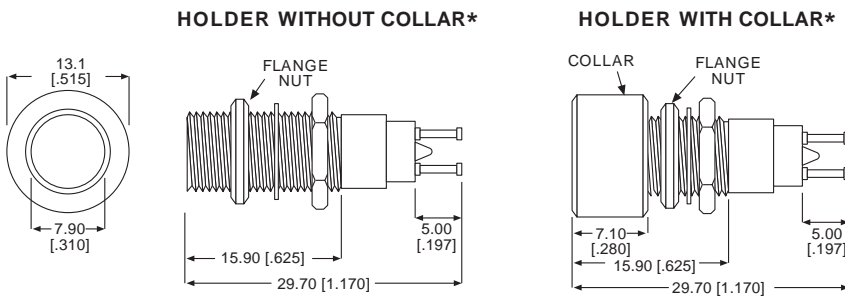
Polarity: To facilitate proper installation of the cartridge, the cartridge is marked on the cartridge housing and the terminal base is keyed.

**\*PART NUMBER ORDERING CODE**  
**507 - xxxx - xx3x - 500**  
 Series                      Lens Shape:  
                                          33 - Fig 3 = Cylindrical  
                                          37 - Fig 4 = Stovepipe

† mcd intensity of LED

\* Blue mcd rating with cylindrical cap is 100 mcd; stovepipe cap is 275 mcd

**250 DATALITES® & 508 SERIES HOLDERS FOR 3/8" MOUNTING HOLE**

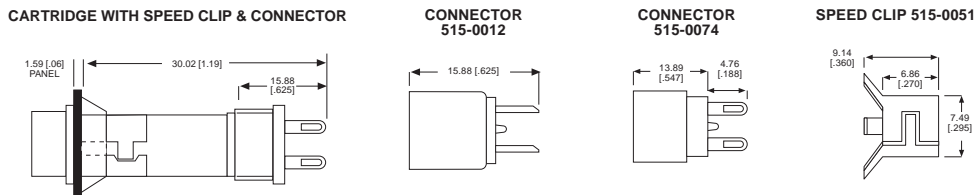


**\*PART NUMBER ORDERING CODE**  
**250 - xx38 - 14 - 504**  
**508 - xx38 - 504**  
 Series                      Terminal Type:  
                                          87 = Turret Terminals  
                                          74 = Solder Blade (Not Shown)  
                                          75 = Solder Cups (Not Shown)

**508-8738-504**

Material & Finish: Housing, Cartridge and Holder - Black Anodized Aluminum. Cap -High Impact Plastic  
 Terminals of holders marked A and B. A = Positive

**515 SERIES CONNECTORS & SPEED CLIPS FOR 9/32" MOUNTING HOLE**



† mcd intensity of LED

Material & Finish: Housing, Cartridge and Holder - Black Anodized Aluminum. Cap -High Impact Plastic  
 Dimensions in mm [inches]

