

Switch Language

English

Need Assistance?

- Contact Us
- Find a Distributor
- Order Samples
- Tech Library

Printer-friendly page

Email this page

[Home](#) [Crimp Housings](#) [Datasheet](#)

Part Number: 0050579410

Status: Active **Overview:** [SL](#)

Description: 2.54mm (.100") Pitch SL™ Crimp Housing, Single Row, Version G, Positive Latch, 10 Circuits

Documents:

Note - Please disable browser pop-up blockers for documents on www.molex.com

- [Drawing \(PDF\)](#)
- [Product Specification PS-70058 \(PDF\)](#)
- [Product Specification PS-70400 \(PDF\)](#)
- [3D Model](#)
- [Related Catalog Page \(PDF\)](#)
- [Packaging Specification \(PDF\)](#)

Order Products:

- [Check Distributor Inventory](#)
- [Add to My Parts](#)
- [Request Samples](#)

Part Detail: [\(show all\)](#)

[General](#) [Physical](#) [Electrical](#) [Material Info](#)

General

Product Family	Crimp Housings
Series	70066
Comments	Version G
Overview	SL
Product Name	SL™

Physical

Circuits (maximum)	10
Color - Resin	Black
Flammability	94V-0
Gender	Female
Material - Resin	Polyester Alloy
Number of Rows	1
Packaging Type	Bag
Panel Mount	No
Pitch - Mating Interface (in)	0.100 In
Pitch - Mating Interface (mm)	2.54 mm
Stackable	No
Temperature Range - Operating	-40°C to +105°C

Electrical

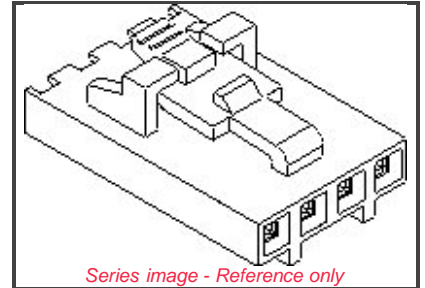
CSA	LR19980
UL	E29179

Material Info

Old Part Number	70066-0184
-----------------	------------

Reference - Drawing Numbers

Product Specification	PS-70058
Product Specification	PS-70400
Sales Drawing	SD-70066-0176-0199



EU RoHS **China RoHS**
ELV and RoHS Compliant



Need more information on product compliance?

Email productcompliance@molex.com

Please visit the [Contact Us](#) section for any non-product compliance questions.

Search Parts in this Series

[70066](#) Series

Mates With

[70018](#), [70543](#), [70545](#), [70553](#), [70555](#), [70107A](#), [70107B](#), [70541](#), [70551](#), [70634](#)

Use With

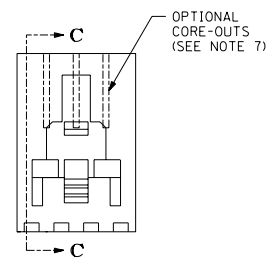
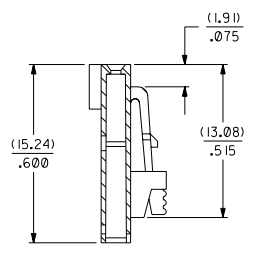
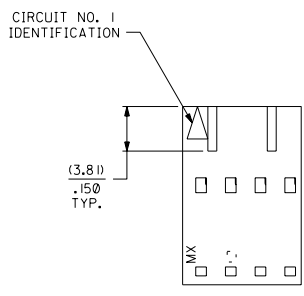
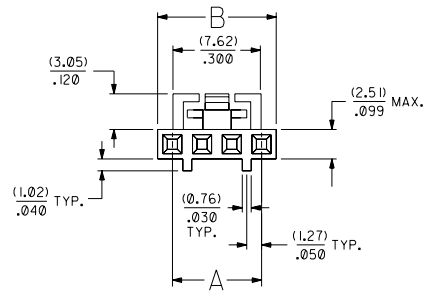
[70058](#), [71851](#)

13 12 11 10 9 8 7 6 70066 4 3 2 1

NOTES:

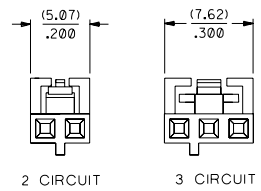
1. MATERIAL: G.F. POLYESTER, 94V-0, COLOR: BLACK
2. HOUSING MAY BE USED WITH TERMINAL NUMBERS 70058 AND 71851.
3. REFER TO CHART FOR AVAILABLE CIRCUIT SIZES.
4. HOUSINGS TO BE USED WITH (0.64)/.025 SQUARE OR ROUND PINS.
5. HOUSINGS ARE STACKABLE END-TO-END ON (2.54)/.100 CENTERS.
6. REFER TO MOLEX PRODUCT SPECIFICATIONS PS-70058, PS-71851, AND MOLEX APPLICATION SPECIFICATION SDES-70400.
7. PARTS MAY OR MAY NOT BE SUPPLIED WITH EXTERIOR CORE-OUT CONFIGURATION. REFER TO MOLEX DRAWING NUMBER SD-70066-**** FOR OPTIONAL HOUSING DETAILS.
8. DIMENSIONS ARE SHOWN FOR REFERENCE ONLY.
9. PACKAGE PER PK-70066-100.

CKT. SIZE	EDP. NO.	ENG. NO.	A ± (0.10) / .004	B MAX.
2	50-57-9402	70066-0176	(2.54) / .100	(5.05) / .199
3	50-57-9403	70066-0177	(5.08) / .200	(7.51) / .299
4	50-57-9404	70066-0178	(7.62) / .300	(10.13) / .399
5	50-57-9405	70066-0179	(10.16) / .400	(12.67) / .499
6	50-57-9406	70066-0180	(12.70) / .500	(15.21) / .599
7	50-57-9407	70066-0181	(15.24) / .600	(17.75) / .699
8	50-57-9408	70066-0182	(17.78) / .700	(20.29) / .799
9	50-57-9409	70066-0183	(20.32) / .800	(22.83) / .899
10	50-57-9410	70066-0184	(22.86) / .900	(25.37) / .999
11	50-57-9411	70066-0185	(25.40) / 1.000	(27.91) / 1.099
12	50-57-9412	70066-0186	(27.94) / 1.100	(30.45) / 1.199
13	50-57-9413	70066-0187	(30.48) / 1.200	(32.99) / 1.299
14	50-57-9414	70066-0188	(33.02) / 1.300	(35.53) / 1.399
15	50-57-9415	70066-0189	(35.56) / 1.400	(38.07) / 1.499
16	50-57-9416	70066-0190	(38.10) / 1.500	(40.61) / 1.599
17	50-57-9417	70066-0191	(40.64) / 1.600	(43.15) / 1.699
18	50-57-9418	70066-0192	(43.18) / 1.700	(45.69) / 1.799
19	50-57-9419	70066-0193	(45.72) / 1.800	(48.23) / 1.899
20	50-57-9420	70066-0194	(48.26) / 1.900	(50.77) / 1.999
21	50-57-9421	70066-0195	(50.80) / 2.000	(53.31) / 2.099
22	50-57-9422	70066-0196	(53.34) / 2.100	(55.85) / 2.199
23	50-57-9423	70066-0197	(55.88) / 2.200	(58.39) / 2.299
24	50-57-9424	70066-0198	(58.42) / 2.300	(60.93) / 2.399
25	50-57-9425	70066-0199	(60.96) / 2.400	(63.47) / 2.499



SECTION C-C

OPTION "G"



LATCH AND POLARIZATION RIB LOCATION

4 THROUGH 25 CIRCUIT HOUSINGS ARE AS SHOWN IN MAIN BODY OF DRAWING

ADD PKG NOTE PER UDT2000-0468 SCHAFFER 99/12/1		DIMENSIONS SHOWN METRIC INCH		MFG, SHL, REV.	
REVISED PER ECR * U106682 REED 05/27/94		UNLESS OTHERWISE SPECIFIED TOLERANCES ANGULAR ± 1/2°		TITLE HOUSING, CONNECTOR (2.54) / .100 GRID STACKABLE SINGLE ROW	
ADD DIMENSIONS ECN UCP2004-0893 RWHITE 03/11/10		D PLACE ± .007		MOLEX INCORPORATED 68532 U.S.A. 1 OF 1 03/28/86	
ADD TOLERANCES ECN UDT2002-0314 BBARKER 01/08/21		E PLACE ± .018		SEE CHART SD-70066-0176-0199	
REVISED PER ECR * U10967 08/08/91 MJM/MGB		F PLACE ±		NO DRAWING CONTAINS INFORMATION THAT IS PROPRIETARY TO MOLEX INC. AND SHOULD NOT BE USED WITHOUT WRITTEN PERMISSION.	
LTR. REVISIONS	LTR. REVISIONS	RS	WZ	DA	C

13 12 11 10 9 8 7 6 5 4 3 2 1