

# Sensors

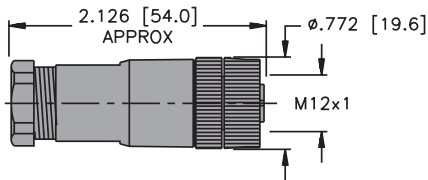
## Mating Cordsets

### 4 and 5-Pin *eurofast*® Field Wireable



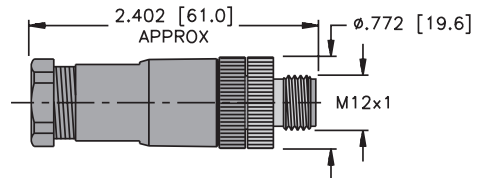
Application	Specifications	Straight/Female	Right Angle/ Female	Straight/Male	Right Angle/ Male
Mates with standard key 4-pin cordsets and receptacles	125 VAC / 150 VDC, 3.0 A PG 7 cable gland, accepts 4-6 mm cable Screw terminals	B 8141-0	B 8241-0	BS 8141-0	BS 8241-0
Mates with standard key 5-pin cordsets and receptacles	30 VAC / 36 VDC, 3.0 A PG 9 cable gland, accepts 4-8 mm cable Screw terminals	B 8151-0	B 8251-0	BS 8151-0	BS 8251-0

**B 814(5)1-0**



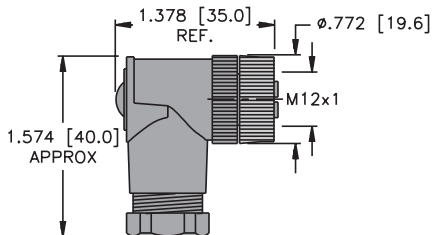
**Female Connector**

**BS 814(5)1-0**



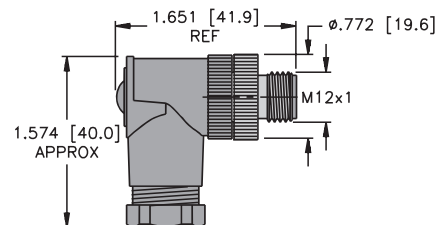
**Male Connector**

**B 824(5)1-0**



**Female Connector**

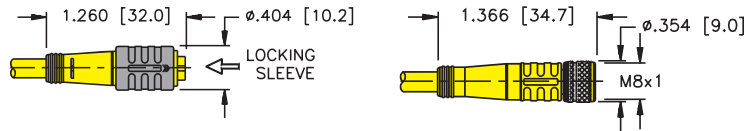
**BS 824(5)1-0**



**Male Connector**

### Pinouts

Female		Male	
<b>4-Pin</b>	<b>5-Pin</b>	<b>4-Pin</b>	<b>5-Pin</b>

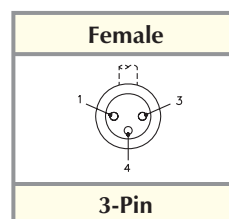


## 3-Pin *picofast*® Cordset Standard Plug Body 125 VAC/VDC, 4 A

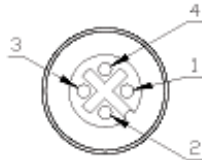
### 3-Pin

Application	Part Number	Cable Specifications	Pinout
3-Wire <i>picofast</i> Snap Lock Connection CSA Certified	PKG 3Z-*	3/24 AWG Yellow PVC 105°C 4.4 mm OD	1. BN 3. BU 4. BK
	PKG 3Z-*/S90	3/24 AWG Black PUR 80°C 4.4 mm OD	1. BN 3. BU 4. BK
3-Wire <i>picofast</i> Threaded Connection CSA Certified	PKG 3M-*	3/24 AWG Yellow PVC 105°C 4.4 mm OD	1. Bn 3. Bu 4. Bk
	PKG 3M-*/S90	3/24 AWG Black PUR 80°C 4.4 mm OD	1. Bn 3. Bu 4. Bk

### Pinouts

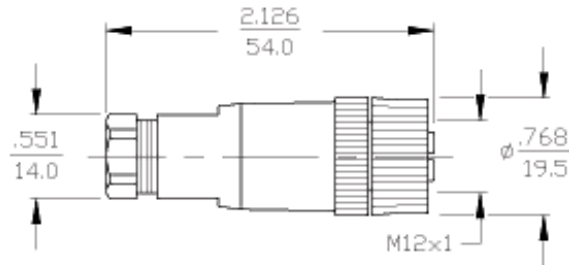


FEMALE PIN-OUT - END VIEW



SPECIFICATIONS

HOUSING MATERIAL/PLATING	PA/BLACK
CONTACT MATERIAL/PLATING	NICKEL PLATED BRASS
COUPLING NUT MATERIAL/PLATING	PBT
RATED CURRENT [A]	3.0 A
RATED VOLTAGE [V]	125 V
MAXIMUM WIRE SIZE	18 AWG
CABLE GRIP RANGE	4-8 mm
TEMPERATURE RATING	-40°C to +85°C (-40°F to +185°F)
PROTECTION CLASS	MEETS NEMA 1,3,4,6,13 AND IEC IP67
SPACINGS [VDE 0110 b]	125 VAC/150 VDC, Gr. C



MATERIAL		3RD ANGLE PROJECTION		<b>TURCK INC</b>		
FINISH						
DRFT	JMS	DATE	10/9/95	PART NO./DESCR.		
DSSN				B-8141-0		
DIMENSION UNITS: INCHES [MILLIMETERS]				SIZE	ID NO.	REV
				A	U6545	A
				SCALE	NONE	EURNFW\U6545
				SHEET	OF	

A	SEE REVISION DOCUMENT U6545	JMS	10/9/95	T1416
REV	DESCRIPTION	DRFT	DATE	ECO NO.
REVISIONS				