

Switch Language

English

Need Assistance?

- Contact Us
- Find a Distributor
- Order Samples
- Tech Library

Printer-friendly page

Email this page

[Home](#)   [Crimp Housings](#)   [Datasheet](#)

**Part Number:** 0039013063

**Status:** Active    **Overview:** [Mini-Fit Jr.™](#)

**Description:** 4.20mm (.165") Pitch Mini-Fit Jr.™ Plug Housing, Dual Row, without Panel Mount Ears, PA Polyamide Nylon 6/6, UL 94V-2, 6 Circuits

**Documents:**

*Note - Please disable browser pop-up blockers for documents on [www.molex.com](http://www.molex.com)*

- [Drawing \(PDF\)](#)    [Product Specification PS-5556-001 \(PDF\)](#)
- [3D Model](#)    [Related Catalog Page \(PDF\)](#)

**Order Products:**

- [Check Distributor Inventory](#)    [Add to My Parts](#)
- [Request Samples](#)

**Part Detail:** [\(show all\)](#)

[General](#)   [Physical](#)   [Electrical](#)   [Material Info](#)

**General**

Product Family	Crimp Housings
Series	<a href="#">5559</a>
Comments	Glow Wire Equivalent Part Number <a href="#">50361675</a>
Overview	<a href="#">Mini-Fit Jr.™</a>
Product Name	Mini-Fit Jr.™

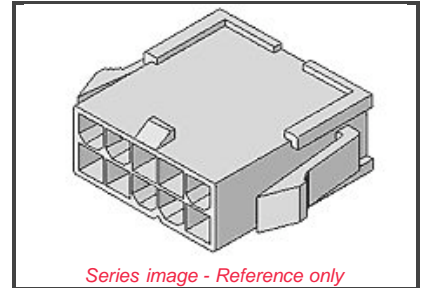
**Physical**

Breakaway	No
Circuits (maximum)	6
Color - Resin	Natural
Flammability	94V-2
Gender	Male
Keying to mating part	None
Lock to Mating Part	Yes
Material - Resin	Nylon
Number of Rows	2
Packaging Type	Bag
Panel Mount	No
Pitch - Mating Interface (in)	0.165 In
Pitch - Mating Interface (mm)	4.20 mm
Pitch - Term. Interface (in)	0.165 In
Pitch - Term. Interface (mm)	4.20 mm
Polarized to Mating Part	Yes
Stackable	No
Temperature Range - Operating	-40°C to +105°C

**Electrical**

CSA	LR19980
Current - Maximum	11.000 Amp
Current - Maximum	8.000 Amp
TUV	R75142
UL	E29179

**Material Info**



**EU RoHS**    **China RoHS**  
**ELV and RoHS Compliant**



**Need more information on product compliance?**

Email [productcompliance@molex.com](mailto:productcompliance@molex.com)

Please visit the [Contact Us](#) section for any non-product compliance questions.

**Search Parts in this Series**

[5559](#) Series

**Mates With**

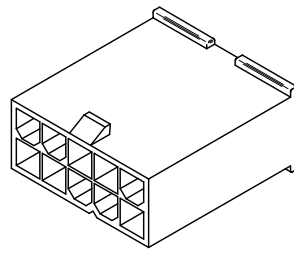
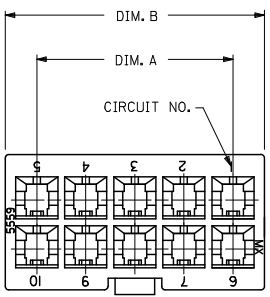
[39-01-2060](#) Receptacle Housing

**Use With**

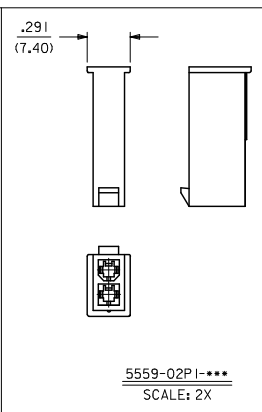
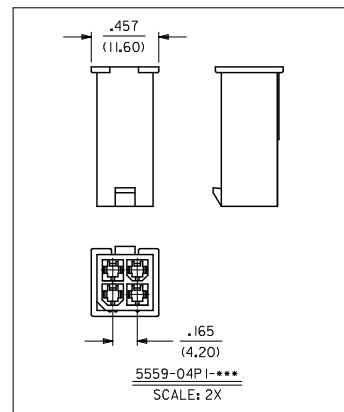
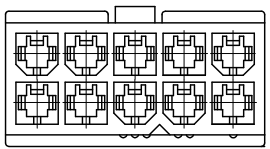
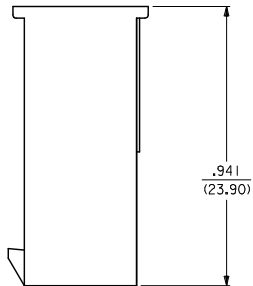
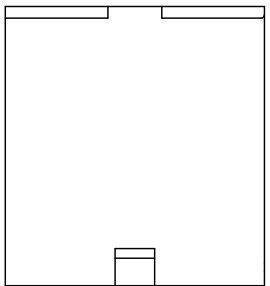
- [5558](#) Mini-Fit Jr.™ Male Crimp Terminals
- [44478](#) Mini-Fit HCS™ Male Crimp Terminals
- [30490](#) Mini-Fit® Male Grounding Crimp Terminals

Old Part Number	5559-06P1
<b>Reference - Drawing Numbers</b>	
Product Specification	PS-5556-001
Sales Drawing	SD-5559-NP1*

13 12 11 10 9 8 7 6 5 4 3 2 1



CKT. SIZE	DIM. A	DIM. B
6	.331 (8.40)	.543 (13.80)
8	.496 (12.60)	.709 (18.00)
10	.661 (16.80)	.874 (22.20)
12	.827 (21.00)	1.039 (26.40)
14	.992 (25.20)	1.205 (30.60)
16	1.157 (29.40)	1.370 (34.80)
18	1.323 (33.60)	1.535 (39.00)
20	1.488 (37.80)	1.701 (43.20)
22	1.654 (42.00)	1.866 (47.40)
24	1.819 (46.20)	2.031 (51.60)



- NOTES:
- MATERIAL: BLANK-NYLON 6/6, UL 94V-2, COLOR: NATURAL  
BL-NYLON 6/6, UL94V-2, COLOR: BLACK  
210-NYLON 6/6, UL 94V-0, COLOR: NATURAL  
220-NYLON 6/6, UL 94V-2, U.V. STABILIZED, COLOR: BLACK
  - FINISH: N/A
  - PRODUCT SPECIFICATION: PS-5556-001
  - PACKAGING SPECIFICATION: SEE CHARTS
  - THIS PART MATES WITH RECEPTACLE #5557
  - THIS PART IS FOR USE WITH MOLEX MALE TERMINAL #5558-\*

ADDED PK SPECS EC NO. UCP2009-0724 DRAWN: KLOSTERMEYER 2008/10/01 CHKD: BELL 2008/10/03 APPR: SMITH 2008/10/03	QUALITY SYMBOLS ▽=0 ▽=0	DESCRIPTION
--	-------------------------------	-------------

GENERAL TOLERANCES (UNLESS SPECIFIED)	
mm	INCH
4 PLACES ±.005	±.001
3 PLACES ±.008	±.015
2 PLACES ±0.38	±.005
1 PLACE ±.005	±.005
ANGULAR ±1/2°	

DIMENSION STYLE	
IN/MM	DATE
DRAWN BY: RJF	1989/09/22
CHECKED BY: BAP	1989/09/22
APPROVED BY: ROS	1989/09/22
MATERIAL NO.	DOCUMENT NO.

SCALE 4:1	DESIGN UNITS METRIC	THIRD ANGLE PROJECTION
TITLE: MINI FIT JR SERIES PLUG W/O MTG. EARS		
MOLEX INCORPORATED		
SD-5559-NP1*	SHEET NO. 1 OF 2	

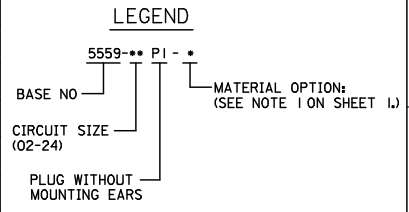
DRAFT WHERE APPLICABLE MUST REMAIN WITHIN DIMENSIONS

SEE CHART

THIS DRAWING CONTAINS INFORMATION THAT IS PROPRIETARY TO MOLEX INCORPORATED AND SHOULD NOT BE USED WITHOUT WRITTEN PERMISSION

12 11 10 9 8 7 6 5 4 3 2 1

13	12	11	10	9	8	7	6	5	4	3	2	1
PART NUMBER	ENG. NUMBER	CIRCUIT SIZE	MATERIAL	PACKAGING SPECIFICATION	PART NUMBER	ENG. NUMBER	CIRCUIT SIZE	MATERIAL	PACKAGING SPECIFICATION			
39-01-3023	5559-02P1	2	94V-2	PK-5559-002	39-01-3029	5559-02P1-210	2	94V-0	PK-5559-002			
39-01-3043	5559-04P1	4	94V-2	BULK	39-01-3049	5559-04P1-210	4	94V-0	BULK			
39-01-3063	5559-06P1	6	94V-2	BULK	39-01-3069	5559-06P1-210	6	94V-0	BULK			
39-01-3083	5559-08P1	8	94V-2	BULK	39-01-3089	5559-08P1-210	8	94V-0	BULK			
39-01-3103	5559-10P1	10	94V-2	BULK	39-01-3109	5559-10P1-210	10	94V-0	BULK			
39-01-3123	5559-12P1	12	94V-2	BULK	39-01-3129	5559-12P1-210	12	94V-0	BULK			
39-01-3143	5559-14P1	14	94V-2	BULK	39-01-3149	5559-14P1-210	14	94V-0	BULK			
39-01-3163	5559-16P1	16	94V-2	BULK	39-01-3169	5559-16P1-210	16	94V-0	BULK			
39-01-3183	5559-18P1	18	94V-2	BULK	39-01-3189	5559-18P1-210	18	94V-0	BULK			
39-01-3203	5559-20P1	20	94V-2	BULK	39-01-3209	5559-20P1-210	20	94V-0	BULK			
39-01-3223	5559-22P1	22	94V-2	BULK	39-01-3229	5559-22P1-210	22	94V-0	BULK			
39-01-3243	5559-24P1	24	94V-2	BULK	39-01-3249	5559-24P1-210	24	94V-0	BULK			



PART NUMBER	ENG. NUMBER	CIRCUIT SIZE	MATERIAL	PACKAGING SPECIFICATION
I5-04-6020	5559-02P1-220	2	94V-2, U.V. STABILIZED	PK-5559-002
NO E.D.P.	5559-04P1-220	4	94V-2, U.V. STABILIZED	BULK
NO E.D.P.	5559-06P1-220	6	94V-2, U.V. STABILIZED	BULK
NO E.D.P.	5559-08P1-220	8	94V-2, U.V. STABILIZED	BULK
NO E.D.P.	5559-10P1-220	10	94V-2, U.V. STABILIZED	BULK
NO E.D.P.	5559-12P1-220	12	94V-2, U.V. STABILIZED	BULK
NO E.D.P.	5559-14P1-220	14	94V-2, U.V. STABILIZED	BULK
NO E.D.P.	5559-16P1-220	16	94V-2, U.V. STABILIZED	BULK
NO E.D.P.	5559-18P1-220	18	94V-2, U.V. STABILIZED	BULK
NO E.D.P.	5559-20P1-220	20	94V-2, U.V. STABILIZED	BULK
NO E.D.P.	5559-22P1-220	22	94V-2, U.V. STABILIZED	BULK
NO E.D.P.	5559-24P1-220	24	94V-2, U.V. STABILIZED	BULK

PART NUMBER	ENG. NUMBER	CIRCUIT SIZE	MATERIAL	PACKAGING SPECIFICATION
39-01-3026	5559-02P1-BL	2	94V-2	PK-5559-002
39-01-3046	5559-04P1-BL	4	94V-2	BULK
39-01-3066	5559-06P1-BL	6	94V-2	BULK
39-01-3086	5559-08P1-BL	8	94V-2	BULK
39-01-3106	5559-10P1-BL	10	94V-2	BULK
39-01-3126	5559-12P1-BL	12	94V-2	BULK
39-01-3146	5559-14P1-BL	14	94V-2	BULK
39-01-3166	5559-16P1-BL	16	94V-2	BULK

ADDED PK SPECS EC NO. UCP2009-0724 DRAWN: KLOSTERMEIER 2008/10/01 CHKD: BELL 2008/10/03 APPR: SMITH 2008/10/03	QUALITY SYMBOLS ▽=0 ▽=0	GENERAL TOLERANCES (UNLESS SPECIFIED)		DIMENSION STYLE IN/MM		SCALE 1:1	DESIGN UNITS INCH	THIRD ANGLE PROJECTION		
		4 PLACES ±.015	3 PLACES ±.015	2 PLACES ±.015	1 PLACE ±0.38	ANGULAR ±1/2°	DRAWN BY RJF DATE 1989/09/22	CHECKED BY BAP DATE 1989/09/22	TITLE MINI-FIT JR SERIES PLUG W/O MTG. EARS	
		DRAFT WHERE APPLICABLE MUST REMAIN WITHIN DIMENSIONS		SEE CHART		APPROVED BY ROS DATE 1989/09/22		MATERIAL NO. SD-5559-NP1*		SHEET NO. 2 OF 2
		THIS DRAWING CONTAINS INFORMATION THAT IS PROPRIETARY TO MOLEX INCORPORATED AND SHOULD NOT BE USED WITHOUT WRITTEN PERMISSION								