

Cooper Bussmann

[Homepage](#)
[About Cooper Bussmann](#)
[Contact Us](#)
[Privacy](#)
[Legal](#)
[Cooper Bussmann® Brand](#)
[Site Map](#)

MDL-15-R

Time Delay, 1/4 X 1-1/4 Inch, Glass Tube Fuse

Product Information

Product Type:	Fuse
Product Family:	Electronic
Brand:	Cooper Bussmann

Recommended Products

Rec. Fuse Block:	S-8000 Series
Rec. Inline Fuse Holder:	HHB Series
Rec. Panel-mount Fuse Holder:	HTB Series
Rec. Fuse Clips:	1A1907 Series

Physical Properties

Dimensions:	1.25in. (L) × 0.25in. (W) × 0in. (H)
-------------	--------------------------------------

Certifications

[UL Recognized](#)


Electrical Properties

Maximum AC Voltage:	32
Amperage Rating:	15
AC Interrupting Ratings:	<ul style="list-style-type: none"> • 1000 at 32V
Time Delay:	Yes

1/4" x 1-1/4" Fuses
MDL Series, Time Delay, Glass Tube

Description

- Time delay, glass tube
- Optional axial leads available
- 1/4 x 1-1/4 (6.3mm x 32mm) physical size
- Glass tube, nickel-plated brass endcap construction
- UL Listed product meets standard 248-14



ELECTRICAL CHARACTERISTICS		
Rated Current	Amp Rating	Opening Time
1/16 - 30A	100%	None
	135%	60 minutes max.
	200%	120 seconds max.
1/16 - 3A	200%	5 seconds min.
3-2/10 - 8A	200%	12 seconds min.

Agency Information

- UL Listed Card: MDL 1/16 - 8A (Guide JDYX, File E19180)
- UL Recognized Card: MDL 9 - 30A (Guide JDYX2, File E19180)
- CSA Certification Card: MDL 1/16 - 8A (Class No. 1422-01)
- CSA Component Acceptance: MDL 9-30A (Class No. 1422-30)

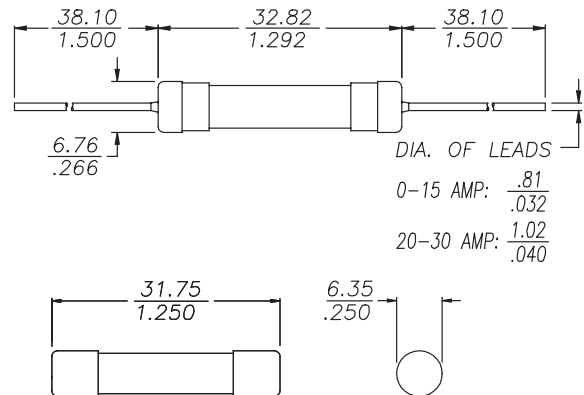
Environmental Data

- Shock: 1/100A and 8/10A – MIL-STD-202, Method 213, Test Condition I; 1A thru 30A – MIL-STD-202, Method 207, (HI Shock)
- Vibration: 1/100A and 8/10A – MIL-STD-202, Method 201; 1/4A thru 30A – MIL-STD-202, Method 204, Test Condition C (Except 5g, 500HZ)

Ordering

- Specify packaging, product, and option code

Dimensions (mm/in)
Drawing Not to Scale



SPECIFICATIONS

Product Code	Voltage Rating AC	AC Interrupting Rating*			Typical DC Cold Resistance** (ohms)	Typical Melting I ² t†† AC	Typical Voltage Drop‡
		250V	125V	32V			
MDL-1/16	250V	35A	10000A	-	38.000	0.0046	2.79
MDL-1/10	250V	35A	10000A	-	15.900	0.0420	1.95
MDL-1/8	250V	35A	10000A	-	9.850	0.0422	1.52
MDL-3/16	250V	35A	10000A	-	4.680	0.116	1.05
MDL-2/10	250V	35A	10000A	-	4.115	0.314	0.972
MDL-1/4	250V	35A	10000A	-	3.200	0.447	0.965
MDL-3/10	250V	35A	10000A	-	2.300	0.412	0.808
MDL-3/8	250V	35A	10000A	-	2.800	0.982	1.46
MDL-1/2	250V	35A	10000A	-	1.725	1.656	1.27
MDL-3/4	250V	35A	10000A	-	0.822	4.343	1.01
MDL-1	250V	35A	10000A	-	0.525	11.498	0.995
MDL-1-1/4	250V	100A	10000A	-	0.320	86.2	0.722
MDL-1-1/2	250V	100A	10000A	-	0.250	22.7	0.721
MDL-2	250V	100A	10000A	-	0.173	62.3	0.644
MDL-2-1/4	250V	100A	10000A	-	0.068	49.6	0.535
MDL-2-1/2	250V	100A	10000A	-	0.096	63.1	0.410
MDL-3	250V	100A	10000A	-	0.067	67.5	0.345
MDL-4	250V	200A	10000A	-	0.035	19.3	0.187
MDL-5	250V	200A	10000A	-	0.023	32.0	0.160
MDL-6	250V	200A	10000A	-	0.018	37.4	0.155
MDL-6-1/4	250V	200A	10000A	-	0.018	38.7	0.152
MDL-7	250V	200A	10000A	-	0.018	42.7	0.140
MDL-8	250V	200A	10000A	-	0.011	47.8	0.119
MDL-9	32V	-	-	1000A	0.009	51.5	0.124
MDL-10	32V	-	-	1000A	0.008	64.4	0.114
MDL-15	32V	-	-	1000A	0.006	354.0	0.130
MDL-20	32V	-	-	1000A	0.002	2914.0	0.530
MDL-25	32V	-	-	1000A	0.001	15221.0	0.30
MDL-30	32V	-	-	1000A	0.001	15581.0	0.40

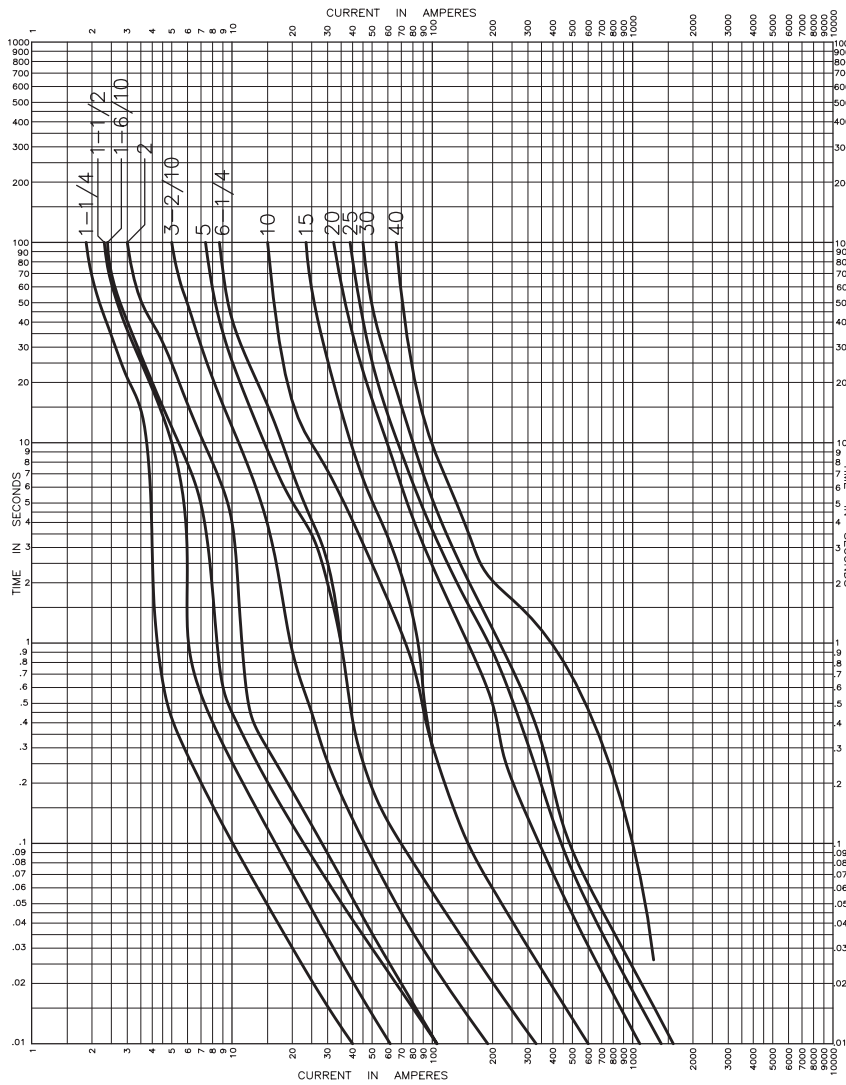
* Interrupting Ratings (Interrupting ratings were measured at 70% - 80% power factor on AC)

** DC Cold Resistance (Measured at ≤10% of rated current)

† Typical Melting I²t (A²Sec) (I²t was measured at listed interrupting rating and rated voltage.)

‡ Typical Voltage Drop (Voltage drop was measured at 25°C±3°C ambient temperature at rated current)

TIME CURRENT CURVE



PACKAGING CODE

Packaging Code	Description
BK	100 pieces of fuses packed into a cardboard carton
BK1	1,000 pieces of fuses packed into a cardboard carton
BK8	8,000 pieces of fuses packed into a cardboard carton

OPTION CODE

Option Code	Description
B	Board Washable - Hermetically sealed to withstand aqueous cleaning
V	Axial leads - copper tinned wire with nickel plated brass overcaps
-R	RoHS compliant version